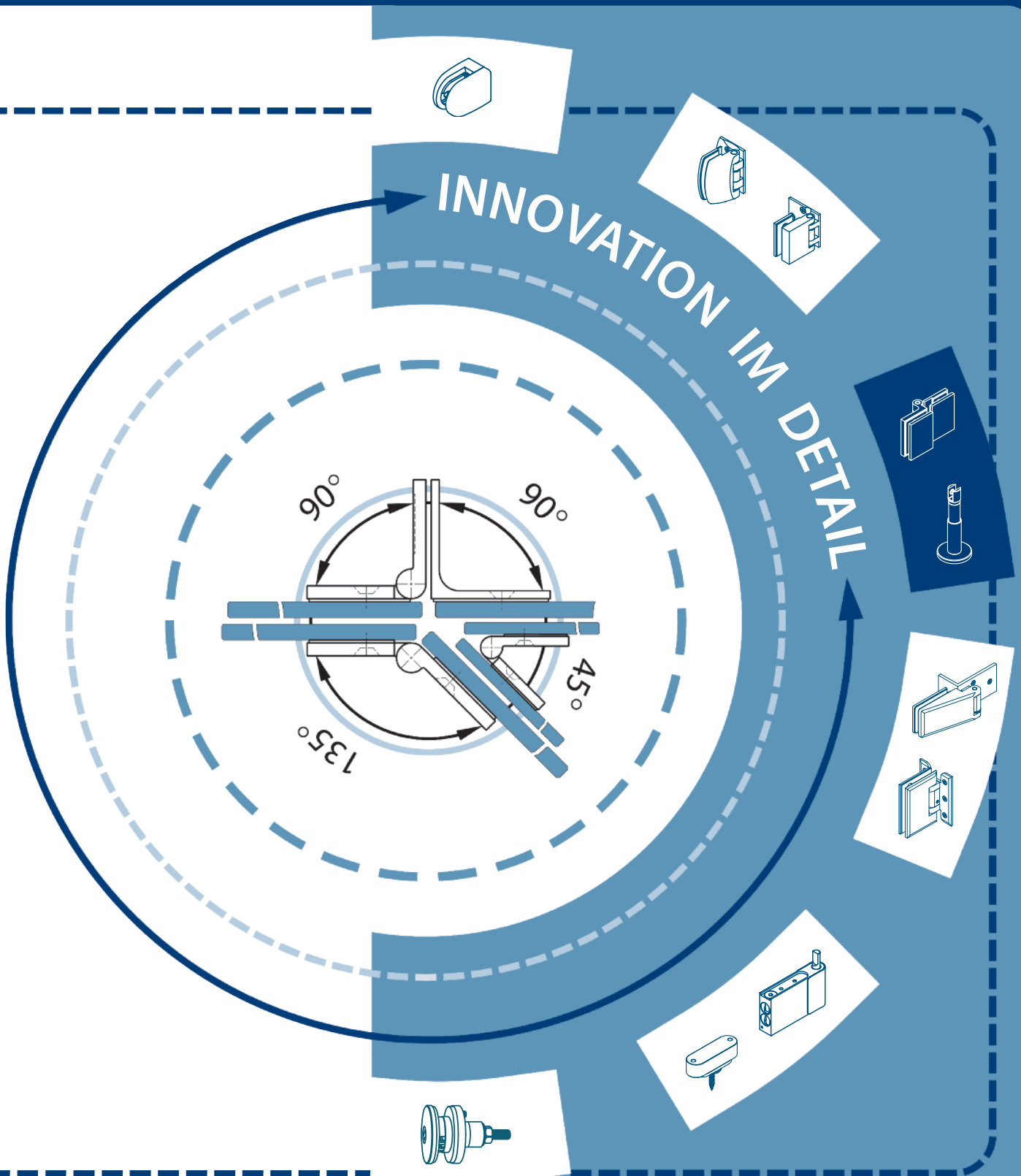

Der Technik Katalog 2010 // The Technical Catalogue 2010

Trennwand-Systeme // *Partition Systems*

THE INNOVATION COMPANY

KL® megla

Germany

Trennwand-Systeme // *Partition Systems*

Inhaltsangabe // Contents

Trennwand-Systeme // Partition Systems

- Icetec® Partition 1- 27
- Wellness® Partition 28 - 51

Legende // Legend

- Oberflächenbeschreibung // detailed description: surfaces/finishes
- Allgemeine Informationen // general information

Icetec® Partition

Türband, Winkelverbinder, Bodenabstandhalter, Stabilisationsstange, Anschlagpuffer, Schloss, Gegenkasten
door hinge, connectors, stand support, support bar, buffer, lock, strike box

Icetec® Partition Übersicht // overview

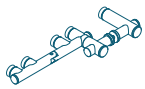
06932

06933

06934

06936

06882

06888

06889

06971

06890

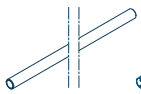
06900

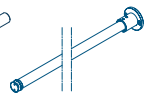
06726

06930

06931

06904

06937

06938

06939

06940

09394

09395

09399

90428

→ Fertigungstechnische Toleranzen und Änderungen sind uns vorbehalten. // We explicitly reserve the right to production of tolerances and changes in our products.
→ Alle Angaben ohne Gewähr. // All information without guarantee. Version 01.01.2010

SPEZIELLE INFORMATIONEN zum Beschlagsystem *Icetec® Partition* (Trennwand-Systeme)
SPECIAL INFORMATION about the fitting system *Icetec® Partition* (Fittings for Dividing Door Systems)

ICETEC® PARTITION	**Art.-Nr. art. no.**	**Basismaterial base material** Edelstahl V2A stainless steel 1.4305 (AISI 304)	**Oberfläche surface/finish** 90	91	**max. Tragf. je Beschlag-Paar max. carrying cap. per fitting pair** in mm	in kg	**ESG[5]-Stärke tempered glass[5] thickness** 6 mm	8 mm	10 mm
Türband door hinge	06932	●	○	●	800 x 2000	35		●	○
	06933	●	○	●	800 x 2000	35		●	○
	06934	●	○	●	800 x 2000	35		●	○
	06936	●	○	●	800 x 2000	35		●	○
Winkelverbinder connector	06882	●	○	●				●	●
	06888	●	○	●				●	●
	06889	●	○	●				●	●
	06971	●	○	●				●	●
Bodenabstandhalter stand support	06890	●	○	●	1500 x 2000			●	●
Stabilisationsstange stand support	06900	●	○	●					
	06726	●	○	●				●	●
Wandbefestigungspunkt wall mounting point	06930	●	○	●					
Adapter adapter	06931	●	○	●				●	●
Kupplungstück coupler	06904								
Anschlagpuffer buffer	06937	●	○	●				●	●
	06938	●	○	●				●	●
	06939	●	○	●					
	06940	●	○	●					
Schloss lock	09394	●	○	●				●	○
	09395	●	○	●				●	○
Gegenkasten strike box	09399	●	○	●				●	○
Werkzeuge tools									
Stecknuss box nut	90428								

Codeziffer no. of surface / finish	*Oberfläche surface/finish*
90	*poliert // polished*
91	*matt gebürstet // brushed*

[5] *nach DIN EN 12150-1:2000 // according to European Norm (DIN EN 12150-1:2000)*

Lieferung // delivery

- ● *standardmäßig lieferbar*
  standard available
- ❸ *für Lieferung sind Angaben des Kunden erforderlich*
  delivery details by the client are necessary
- ○ *für Lieferung ist Rücksprache erforderlich*
  for delivery consultation is necessary

Montagehinweis:
Die Stecknuss (Art.-Nr. 90428) ist ein notwendiges Werkzeug für die Montage von Icetec® Objekt. Siehe hierzu „Allgemeines Zubehör".

Information for mounting:
The box nut (art.no. 90428) is a necessary tool for mounting of Icetec® Objekt. See „general accessories".

→ Fertigungstechnische Toleranzen und Änderungen sind uns vorbehalten. // We explicitly reserve the right to production of tolerances and changes in our products.
→ Alle Angaben ohne Gewähr. // All information without guarantee. Version 01.01.2010

Icetec® Partition Trennwandsystem
Icetec® Partition ist ein hochwertiges Trennwandsystem für die Anwendung im Innenbereich.
Zum Öffnen und Verschließen des Türflügels gibt es ein dem Design entsprechendes Riegelschloss mit Gegenkasten.

Größe und Gewichte pro Drehtürband
max. Türflügelgewicht: 35 kg
max. Türbreite: 800 mm
max. Türhöhe: 2000 mm

Glasart / Glasdicke / Glasbearbeitung
Die Beschläge sind für 8 mm Einscheibensicherheitsglas (Front- und Türscheiben) bzw. für 10 mm Einscheibensicherheitsglas (Trennscheiben) vorgerichtet.
Es ist ESG nach DIN EN 12150-1:2000 zu verarbeiten.
Freistehende Glaskanten und Glasecken an den Glasscheiben müssen so gefast und geschliffen sein, dass beim Benutzen und beim Reinigen der Anlage keine Verletzungsgefahr besteht.
Standardabweichende Glaspositionierung erfordert ggf. eine angepasste Glasbearbeitung.

Hinweis Glasbohrungen / Glasausschnitte
Gläser im Bereich der Band - / Schlossverschraubungen reinigen. In die Glasbohrungen und Glasausschnitte unbedingt die mitgelieferten Kunststoffschlauchabschnitte bzw. Kunststoffbuchsen, als Schutz zwischen Glas und Beschlag (Schraube), einsetzen.

Montage
Icetec® Partition Drehtürbänder und Verbinder waagerecht sowie die Achsen des übereinanderstehenden Bandpaares im Lot montieren! Türflügel fachgerecht ausrichten und fest verschrauben:

Horizontale Ausrichtung:
Mit der passenden Schraubnuss 90428 können an den Befestigungspunkten (1) Fertigungstoleranzen in der Glasbearbeitung ausgeglichen, sowie max. ±3 mm horizontal verstellt werden.
Icetec® Partition Schloss und Gegenkasten fachgerecht ausrichten und mit den Befestigungsschrauben (2) mit der passenden Schraubnuss 90428 fest verschrauben. Nach erfolgter Schloss- und Gegenkastenmontage das Drehknopflochteil auf den Vierkantstift stecken und mit der Befestigungsschraube (3) (Inbus SW 3) sichern.
Bitte zum Schluss, nach der erfolgten Montage , alle Verschraubungen nochmals überprüfen.
Die Montage sollte nur von einem Fachmann durchgeführt werden.

Pflegehinweis
Icetec® Partition Trennwandsysteme aus Edelstahl dürfen nur mit warmen Wasser und einem weichen Tuch (Microfaser) feucht abgewischt und gegebenenfalls nachgetrocknet werden.
Scharfe, aggressive sowie z.B. alkalische oder chlorhaltige Reiniger, Scheuermittel (z.B. Stahlwolle) bzw. Lösungsmittel dürfen nicht verwendet werden.

Beispiele

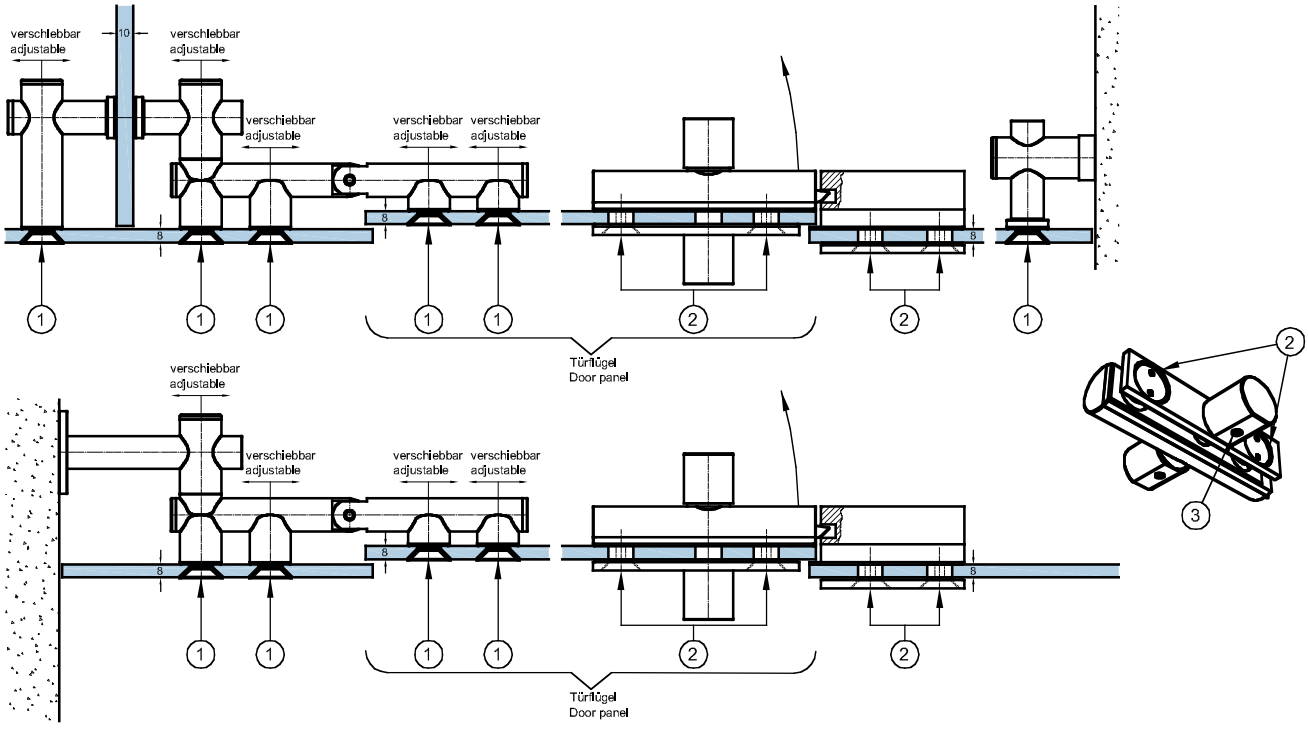

Icetec® Partition partition system
Icetec® Partition is a quality partition system for indoor use.
To open and close the door leaf, there is a bar lock and counterpart suitable for the design.

Sizes and weights per revolving door hinge
max. door leaf weight: 35 kg
max. door width: 800 mm
max. door height: 2000 mm

Glass type/ glass thickness/ glass conditioning
The fittings are intended for 8 mm tempered safety glass (front- and door pieces) or for 10 mm tempered safety glass (partition pieces). Such tempered safety glass must be handled in accordance with the DIN EN 12150-1:2000. Freestanding glass edges and glass corners on the sheets of glass must be bevelled and cut in such a way that no form of injury will result upon use or cleaning of the system.
Positioning of the glass in any manner other than standard requires appropriate glass conditioning.

Advice for glass bores/ glass cut-outs
Clean the glass in the vicinity of the hinge / lock connections. Be sure to use the length of plastic tubing or the plastic strips included with the delivery in the glass bores and glass cut-outs, as protection between the glass and the fitting (screw).

Mounting
Mount the Icetec® Partition revolving door hinges and connectors horizontally and the axes of the hinge pair as placed one on top of the other perpendicularly! Align the door leaf appropriately and connect tightly.

Horizontal Alignment:
Production tolerances in the glass conditioning can be counterbalanced at the attachment points (1) with the appropriate socket wrench 90428. The attachment points may also be adjusted up to a maximum of ± 3 mm horizontally in this way.
connect tightly with the fastening screws (2) with the appropriate socket wrench 90428. After mounting the lock and counterpart, place the part of the knob containing the opening on the square brad and secure it with the fastening screw (3) (Allen screw 3).
After mounting is completed please reinspect all connections.

Mounting should only be carried out by an expert.

Care advice
Icetec® Partition partition systems of stainless steel should only be cleaned with warm water and a damp, soft cloth (microfibre) and, if necessary, dried. Caustic or aggressive cleaners as well as e.g. alkaline cleaners, cleaners containing chlorine, abrasives (e.g. steel wool) or solvents should not be used.

Examples

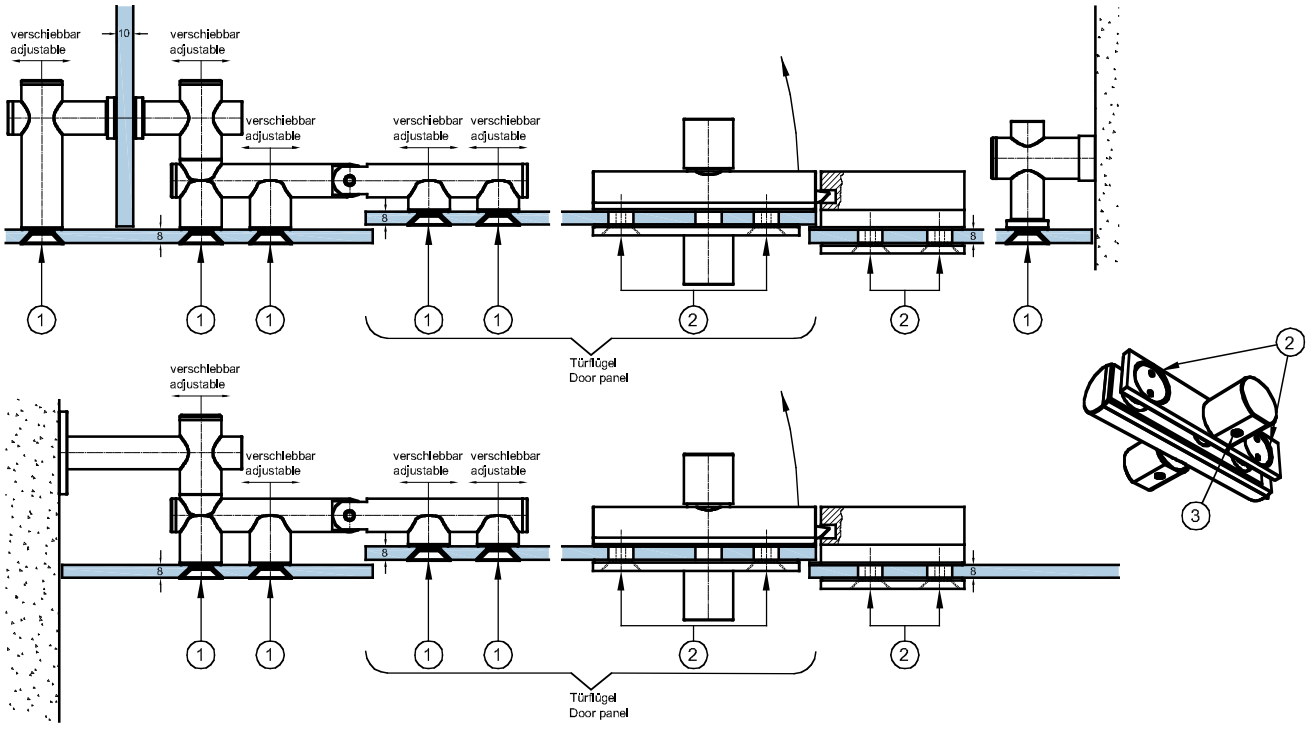

Icetec® Partition

Art.-Nr. // art.no. 06882

Winkelverbinder Glas-Wand 90° // **connector** glass-wall 90°

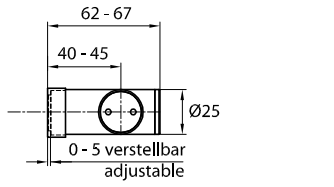

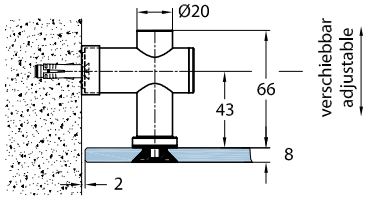

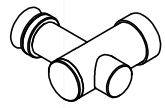



Glasbearbeitung // glass machining

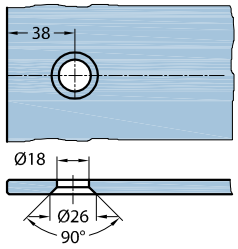

Besonderheiten // features

Alle Angaben in mm! // All details in mm!

Art.-Nr. // art.no. 06888

Winkelverbinder Glas-Glas-Glas 90°/90° // **connector** glass-glass-glass 90°/90°

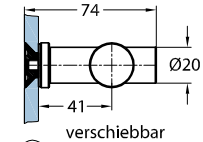

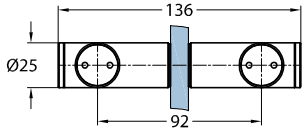

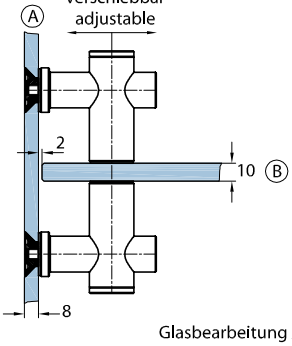

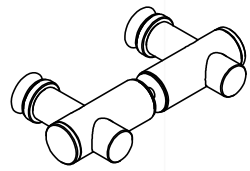

Glasbearbeitung // glass machining

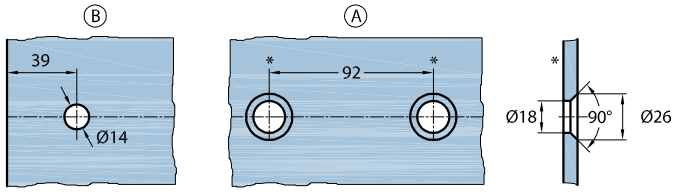

Besonderheiten // features

Alle Angaben in mm! // All details in mm!

→ Fertigungstechnische Toleranzen und Änderungen sind uns vorbehalten. // We explicitly reserve the right to production of tolerances and changes in our products.
→ Alle Angaben ohne Gewähr. // All information without guarantee. Version 01.01.2010

Icetec® Partition

Art.-Nr. // art.no. 06889

Winkelverbinder Wand-Glas-Wand 90°/90° **// connector** wall-glass-wall 90°/90°

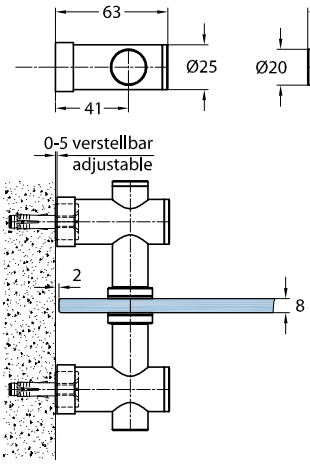

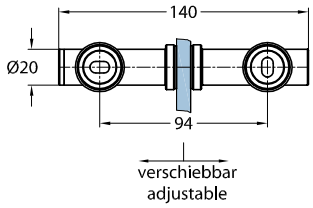

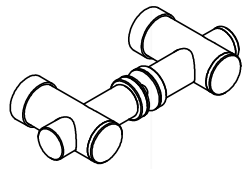

Glasbearbeitung // glass machining

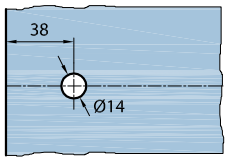

Besonderheiten // features

adjust ability KL

KL STAIN LESS STEEL

Alle Angaben in mm! // All details in mm!

Art.-Nr. // art.no. 06890

Bodenabstandhalter höhenverstellbar **// stand support** height adjustable

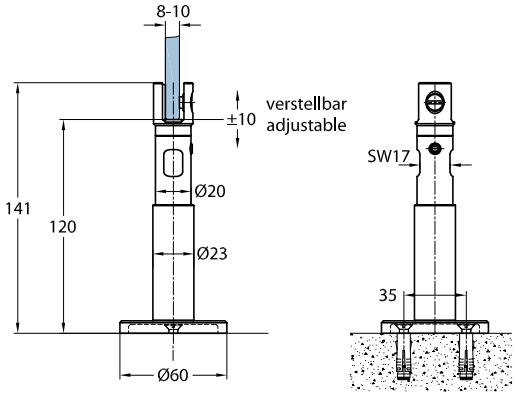

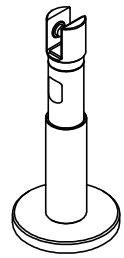

Besonderheiten // features

adjust ability KL

KL STAIN LESS STEEL

Alle Angaben in mm! // All details in mm!

→ Fertigungstechnische Toleranzen und Änderungen sind uns vorbehalten. // We explicitly reserve the right to production of tolerances and changes in our products.
→ Alle Angaben ohne Gewähr. // All information without guarantee. Version 01.01.2010

Icetec® Partition

Art.-Nr. // art.no. 06900

Stabilisationsstange // stabilisation bar

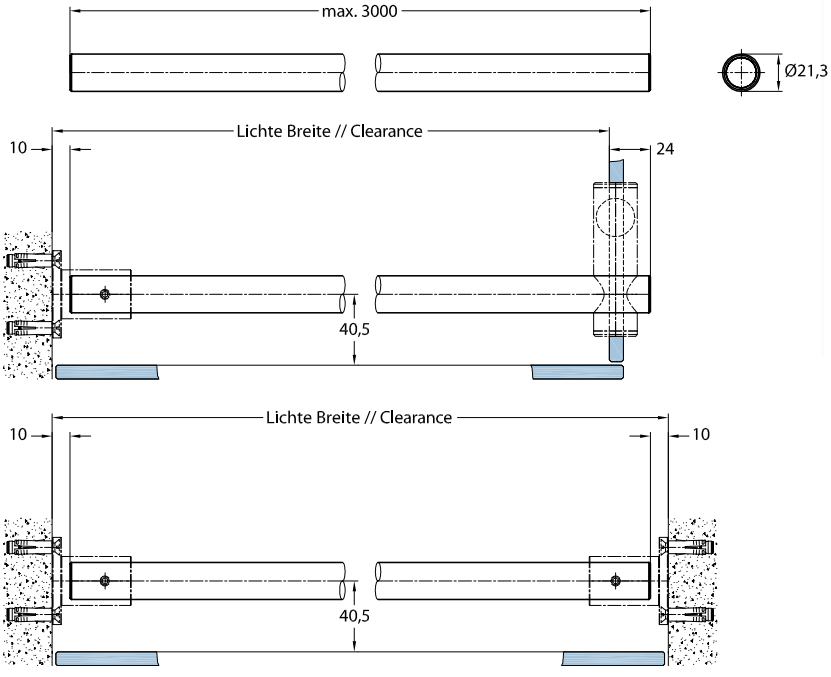

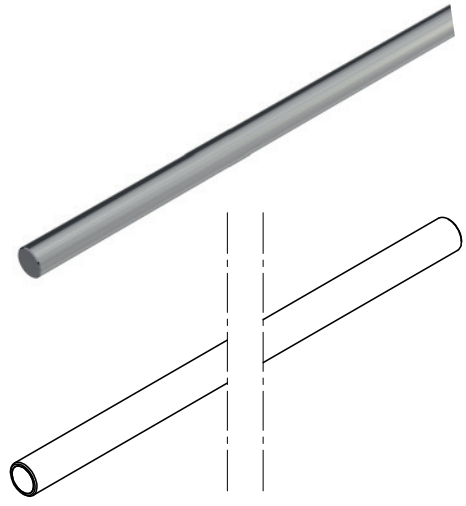

Besonderheiten // features

Alle Angaben in mm! // All details in mm!

Art.-Nr. // art.no. 06726

Stabilisationsstange // stabilisation bar

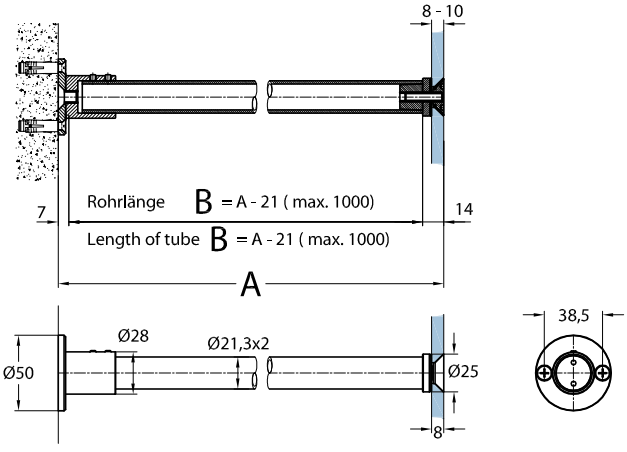

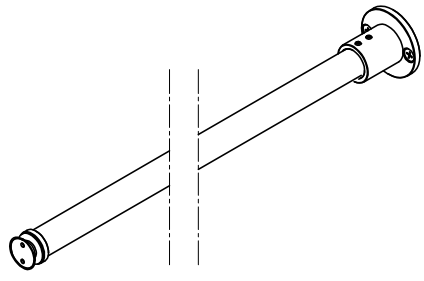

Besonderheiten // features

Glasbearbeitung // glass machining

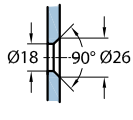

Alle Angaben in mm! // All details in mm!

→ Fertigungstechnische Toleranzen und Änderungen sind uns vorbehalten. // We explicitly reserve the right to production of tolerances and changes in our products.
→ Alle Angaben ohne Gewähr. // All information without guarantee. Version 01.01.2010

Icetec® Partition

Art.-Nr. // art.no. 06904

Kupplungsstück für Stabilisationsstange // coupler for stabilisation bar

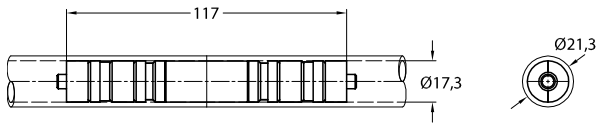

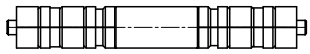

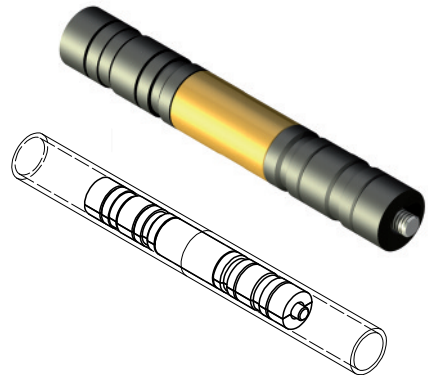

Besonderheiten // features

KL MESSING BRASS

Alle Angaben in mm! // All details in mm!

Art.-Nr. // art.no. 06930

Wandbefestigungspunkt für Stabilisationstange **// wall mounting point** for stabilisation bar

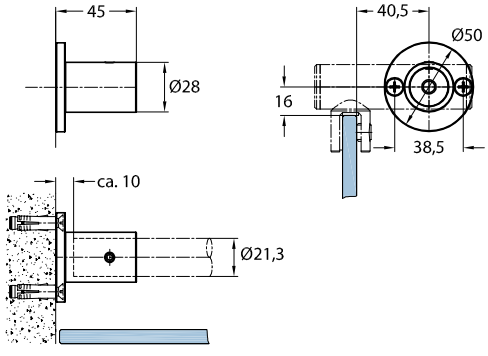

Besonderheiten // features

KL STAIN LESS STEEL

Alle Angaben in mm! // All details in mm!

→ Fertigungstechnische Toleranzen und Änderungen sind uns vorbehalten. // We explicitly reserve the right to production of tolerances and changes in our products.
→ Alle Angaben ohne Gewähr. // All information without guarantee. Version 01.01.2010

Icetec® Partition

Art.-Nr. // art.no. 06931

Adapter für Stabilisationstange mit Glasaufnahme **// adapter for support bar** with glass connector

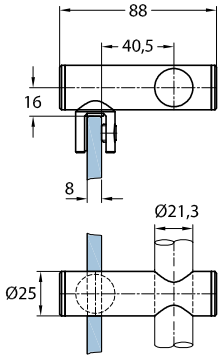

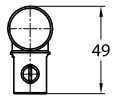



Besonderheiten // features

adjust ability KL

STAIN LESS STEEL KL

Alle Angaben in mm! // All details in mm!

Art.-Nr. // art.no. 06932

Türband Glas-Glas 180° überlappend, mit Glasanschluss 90°/90° **// hinge** glass-glass 180° overlapping, with glass joint 90°/90°

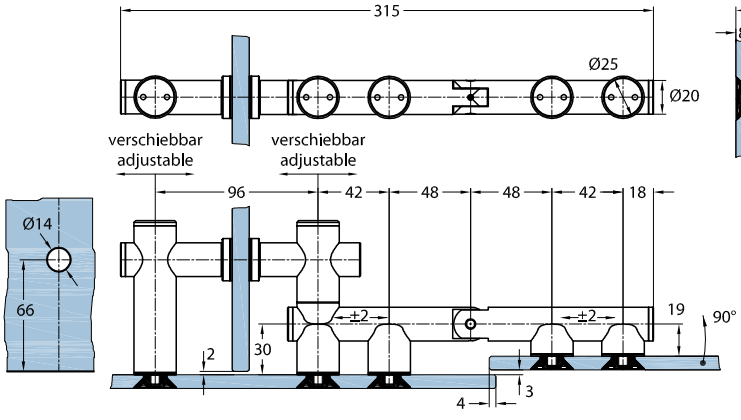

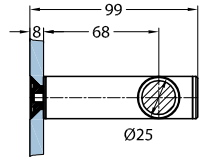

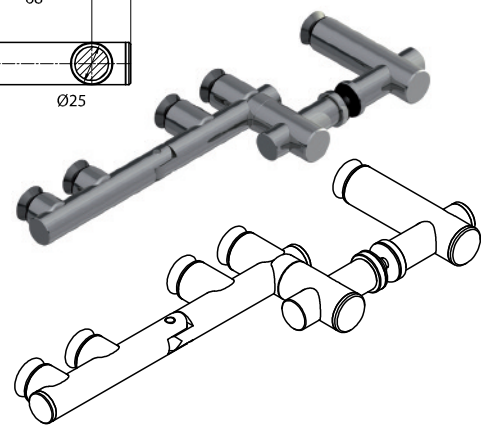

Glasbearbeitung // glass machining

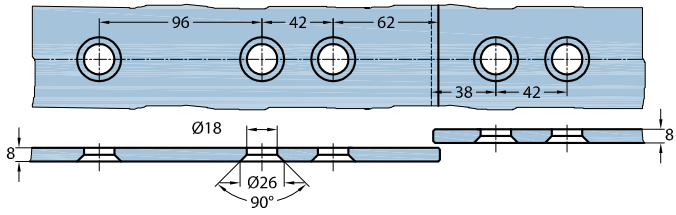

Besonderheiten // features

adjust ability KL

STAIN LESS STEEL KL

KL

KL

Alle Angaben in mm! // All details in mm!

→ Fertigungstechnische Toleranzen und Änderungen sind uns vorbehalten. // We explicitly reserve the right to production of tolerances and changes in our products.
→ Alle Angaben ohne Gewähr. // All information without guarantee. Version 01.01.2010

Icetec® Partition

Art.-Nr. // art.no. 06933

Türband Glas-Glas 180° überlappend, mit Winkelverbinder Glas-Glas 90°
hinge glass-glass 180° overlapping, with connector glass-glass 90°

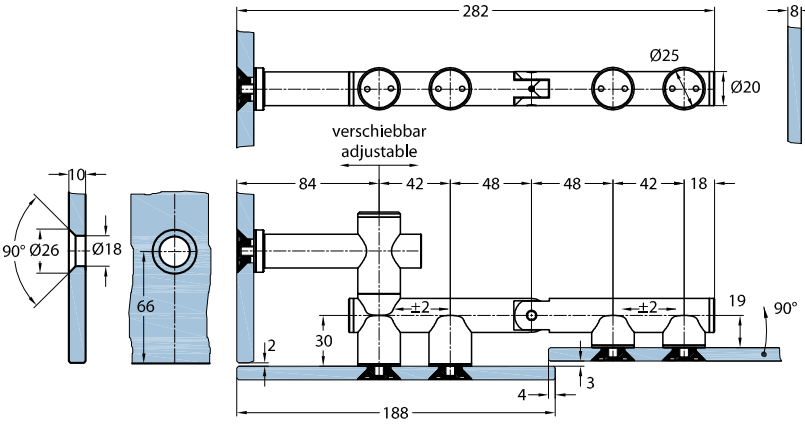



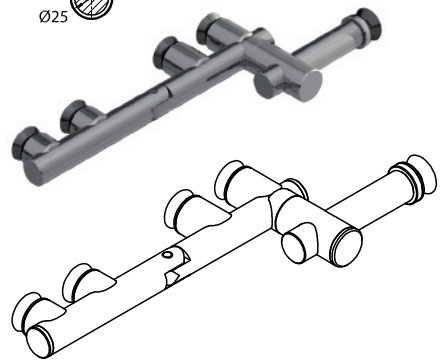

Glasbearbeitung // glass machining

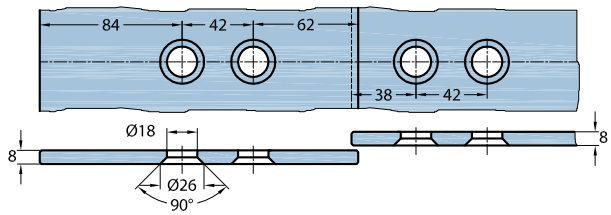

Besonderheiten // features

Alle Angaben in mm! // All details in mm!

Art.-Nr. // art.no. 06934

Türband Glas-Glas 180°, überlappend **// hinge** glass-glass 180°, overlapping

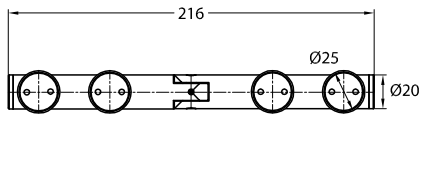

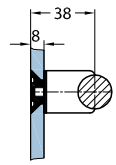

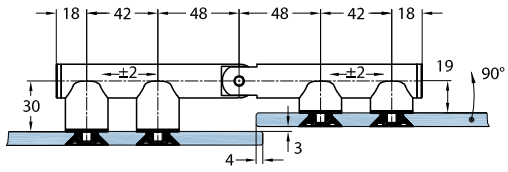



Glasbearbeitung // glass machining

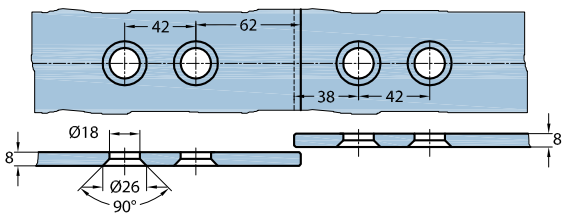

Besonderheiten // features

Alle Angaben in mm! // All details in mm!

Icetec® Partition

Art.-Nr. // art.no. 06936

Türband Glas-Glas 180°, überlappend, mit Winkelverbinder Glas-Wand 90°
hinge glass-glass 180°, overlapping, with connector glass-wall 90°

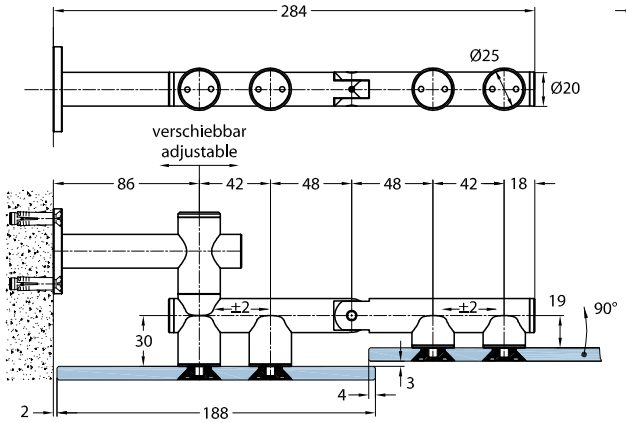

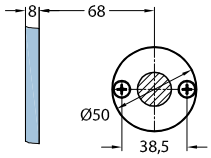

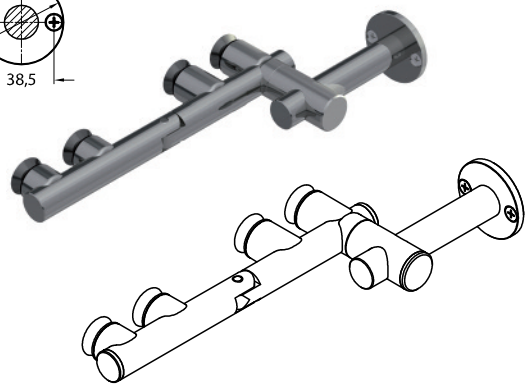

Glasbearbeitung // glass machining

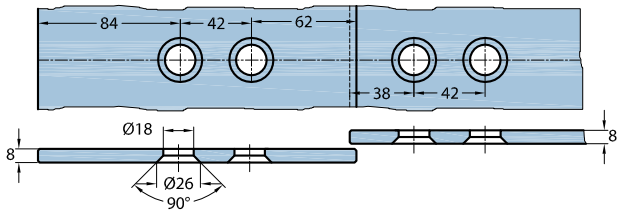

Besonderheiten // features

Alle Angaben in mm! // All details in mm!

Art.-Nr. // art.no. 06937

Anschlagpuffer mit integriertem Kleiderhaken, Glasbefestigung **// buffer** with integrated coat hook, for glass fixation

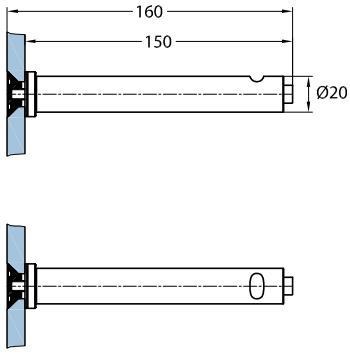



Glasbearbeitung // glass machining

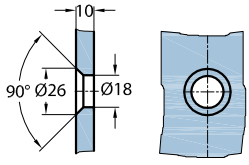

Besonderheiten // features

Alle Angaben in mm! // All details in mm!

→ Fertigungstechnische Toleranzen und Änderungen sind uns vorbehalten. // We explicitly reserve the right to production of tolerances and changes in our products.
→ Alle Angaben ohne Gewähr. // All information without guarantee. Version 01.01.2010

Icetec® Partition

Art.-Nr. // art.no. 06938

Anschlagpuffer mit integriertem Kleiderhaken, Glasbefestigung **// buffer** with integrated coat hook for glass fixation

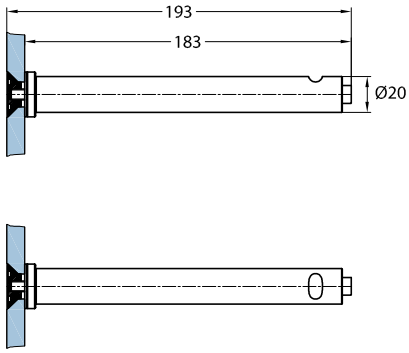



Glasbearbeitung // glass machining

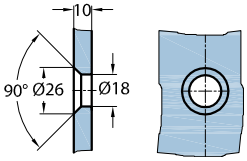

Besonderheiten // features

Alle Angaben in mm! // All details in mm!

Art.-Nr. // art.no. 06939

Anschlagpuffer mit integriertem Kleiderhaken, Wandbefestigung **// buffer** with integrated coat hook for wall fixation

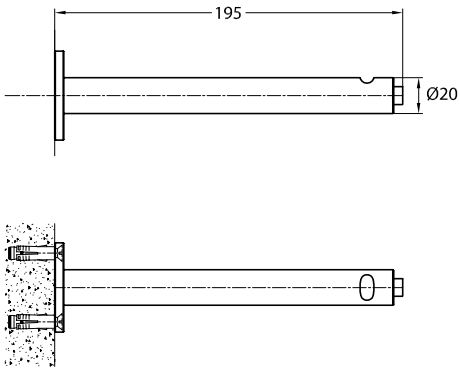

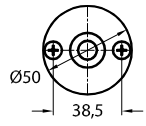



Besonderheiten // features

Alle Angaben in mm! // All details in mm!

→ Fertigungstechnische Toleranzen und Änderungen sind uns vorbehalten. // We explicitly reserve the right to production of tolerances and changes in our products.
→ Alle Angaben ohne Gewähr. // All information without guarantee. Version 01.01.2010

Icetec® Partition

Art.-Nr. // art.no. 06940

Anschlagpuffer mit integriertem Kleiderhaken, Wandbefestigung **// buffer** with integrated coat hook for wall fixation

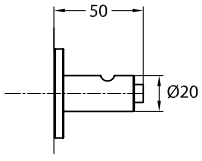

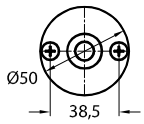



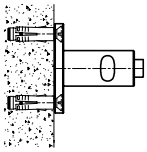

Besonderheiten // features

Alle Angaben in mm! // All details in mm!

Art.-Nr. // art.no. 06971

Winkelverbinder Glas-Glas 90°, innen **// connector** glass-glass 90°, inside

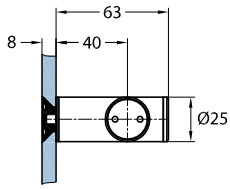

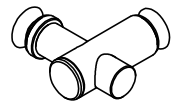

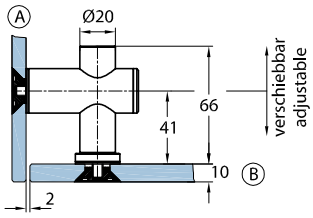

Glasbearbeitung // glass machining

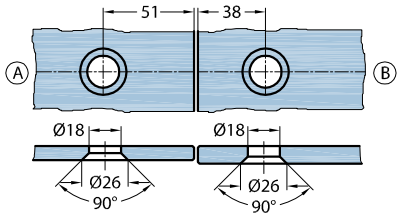

Besonderheiten // features

Alle Angaben in mm! // All details in mm!

→ Fertigungstechnische Toleranzen und Änderungen sind uns vorbehalten. // We explicitly reserve the right to production of tolerances and changes in our products.
→ Alle Angaben ohne Gewähr. // All information without guarantee. Version 01.01.2010

Icetec® Partition

Art.-Nr. // art.no. 09394

Schloss mit Schließwerk einwärts, Drehknopf auf Öffnungsseite, DIN links
lock with key function inward, thumb turn on opening side, left

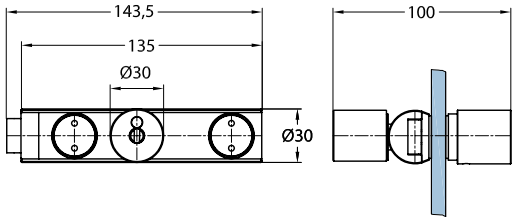

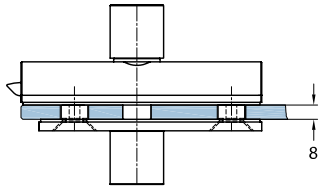

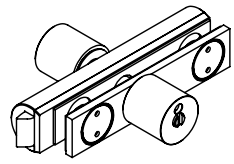



Glasbearbeitung // glass machining

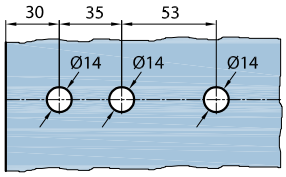

Besonderheiten // features

Alle Angaben in mm! // All details in mm!

Art.-Nr. // art.no. 09395

Schloss mit Schließwerk einwärts, Drehknopf auf Öffnungsseite, DIN rechts
lock with key function inward, thumb turn on opening side, right

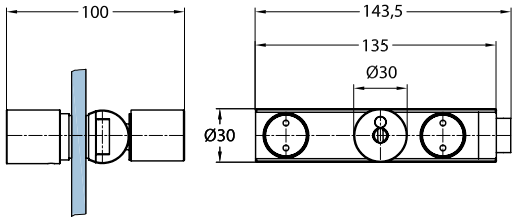

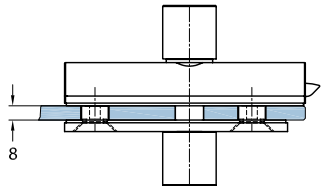

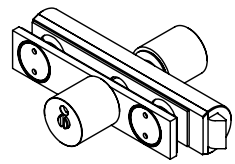



Glasbearbeitung // glass machining

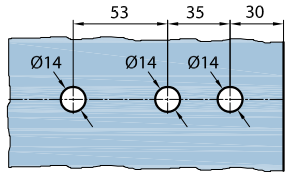

Besonderheiten // features

Alle Angaben in mm! // All details in mm!

→ Fertigungstechnische Toleranzen und Änderungen sind uns vorbehalten. // We explicitly reserve the right to production of tolerances and changes in our products.
→ Alle Angaben ohne Gewähr. // All information without guarantee. Version 01.01.2010

Icetec® Partition

Art.-Nr. // art.no. 09399

Gegenkasten // strike box

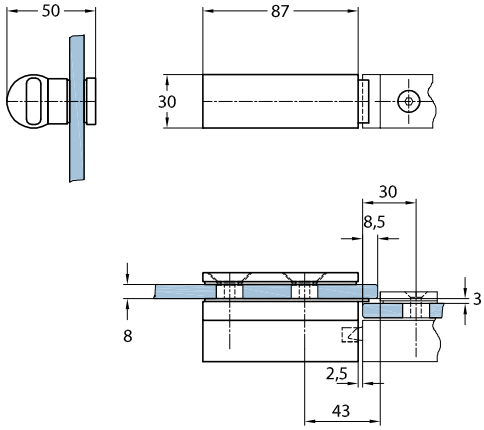

Glasbearbeitung // glass machining

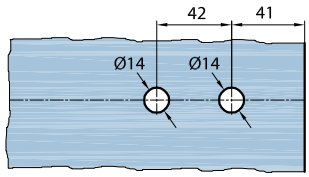

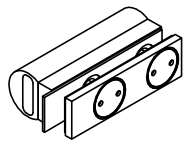

Besonderheiten // features

KL STAIN LESS STEEL

Alle Angaben in mm! // All details in mm!

→ Fertigungstechnische Toleranzen und Änderungen sind uns vorbehalten. // We explicitly reserve the right to production of tolerances and changes in our products.
→ Alle Angaben ohne Gewähr. // All information without guarantee. Version 01.01.2010

Icetec® Partition

Beschlagset // fitting set 93400

1 - Kabinen-Anlage Glas / Wand links
1 - Cabin - Arrangement glass / wall left

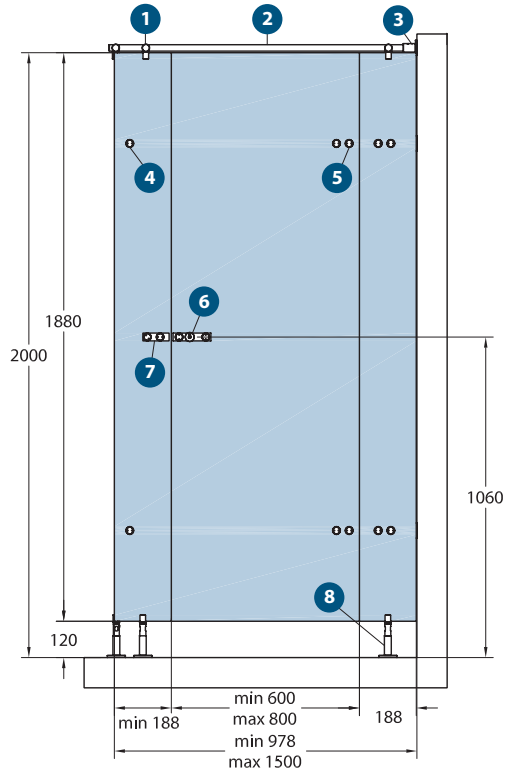

	Stück pieces	Art.-Nr. art.no.
1	3	06931
2	1	06900
3	1	06930
4	2	06971
5	2	06936
6	1	09394
7	1	09399
8	4	06890
9	2	06882
10	1	06939

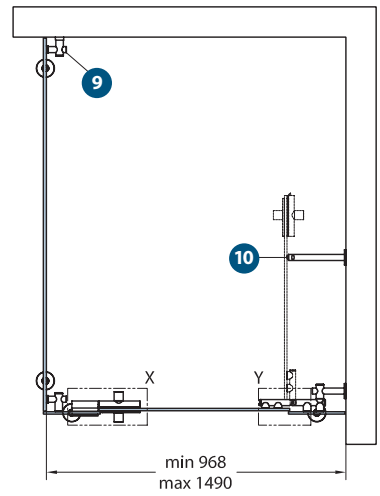

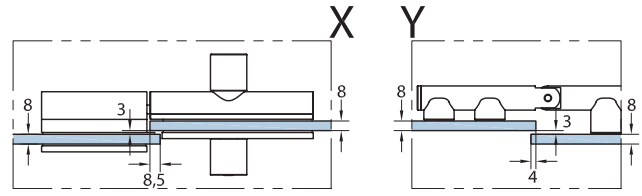

Alle Angaben in mm! // All details in mm!

→ Fertigungstechnische Toleranzen und Änderungen sind uns vorbehalten. // We explicitly reserve the right to production of tolerances and changes in our products.
→ Alle Angaben ohne Gewähr. // All information without guarantee. Version 01.01.2010

Beschlagset // fitting set 93401

1 - Kabinen-Anlage Glas / Wand rechts
1 - Cabin - Arrangement glass / wall right

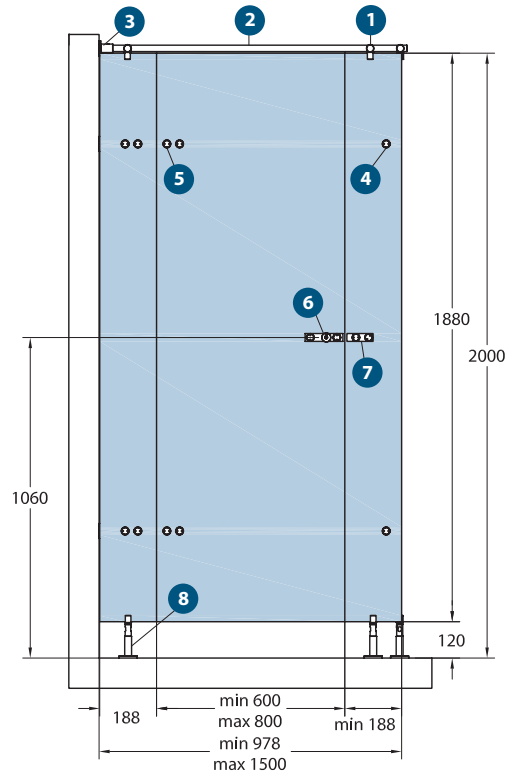

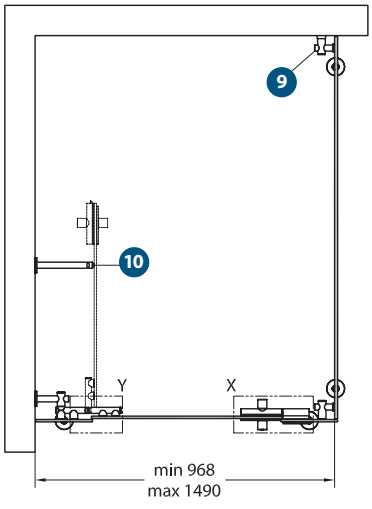

	Stück pieces	Art.-Nr. art.no.
1	3	06931
2	1	06900
3	1	06930
4	2	06971
5	2	06936
6	1	09395
7	1	09399
8	4	06890
9	2	06882
10	1	06939

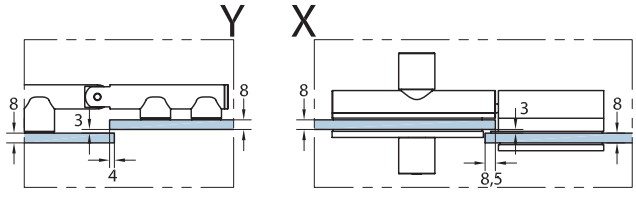

Alle Angaben in mm! // All details in mm!

→ Fertigungstechnische Toleranzen und Änderungen sind uns vorbehalten. // We explicitly reserve the right to production of tolerances and changes in our products.
→ Alle Angaben ohne Gewähr. // All information without guarantee. Version 01.01.2010

Beschlagset // fitting set 93402

2-Kabinen-Anlage Glas / Wand links
2-Cabin-Arrangement glass / wall left

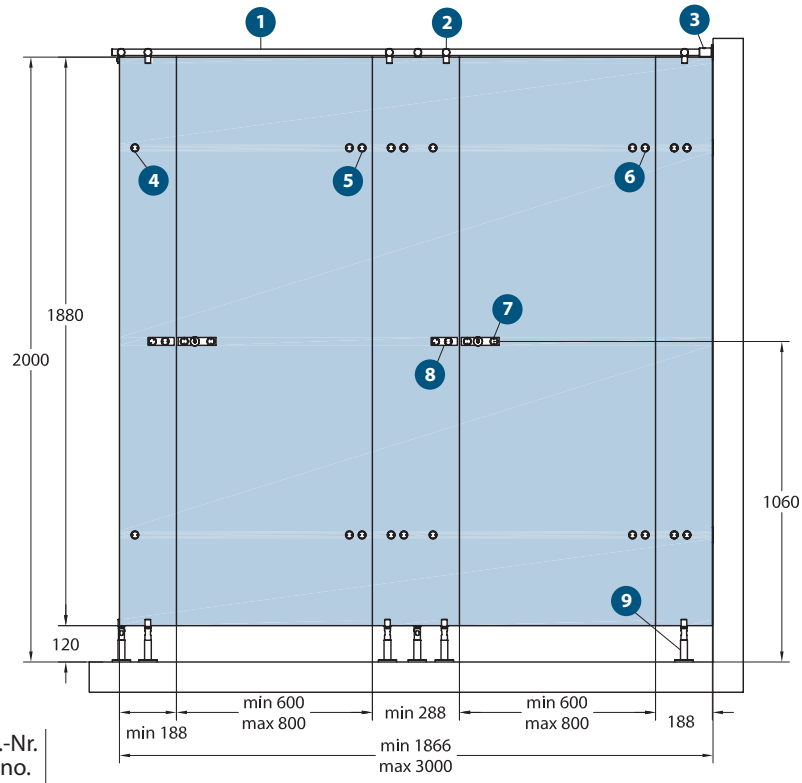

	Stück pieces	Art.-Nr. art.no.
1	1	06900
2	6	06931
3	1	06930
4	2	06971
5	2	06932
6	2	06936
7	2	09394
8	2	09399
9	8	06890
10	2	06882
11	2	06889
12	1	06937
13	1	06939

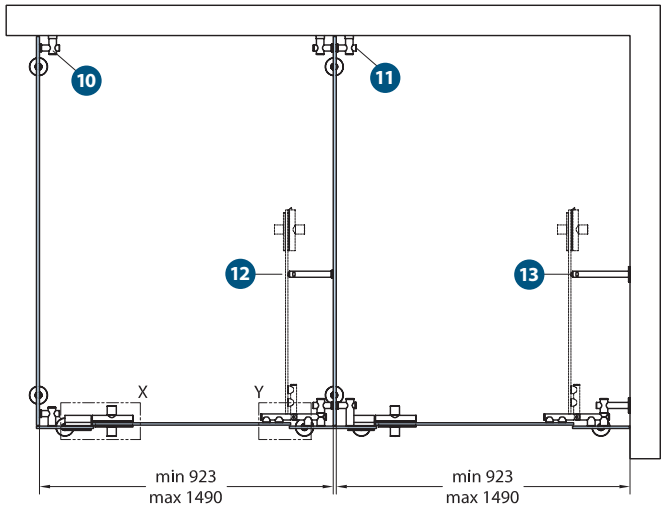

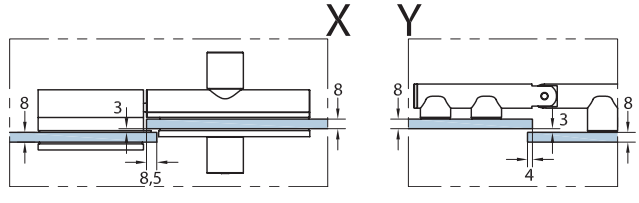

Alle Angaben in mm! // All details in mm!

Beschlagset // fitting set 93403

2-Kabinen-Anlage Glas / Wand rechts
2-Cabin-Arrangement glass / wall right

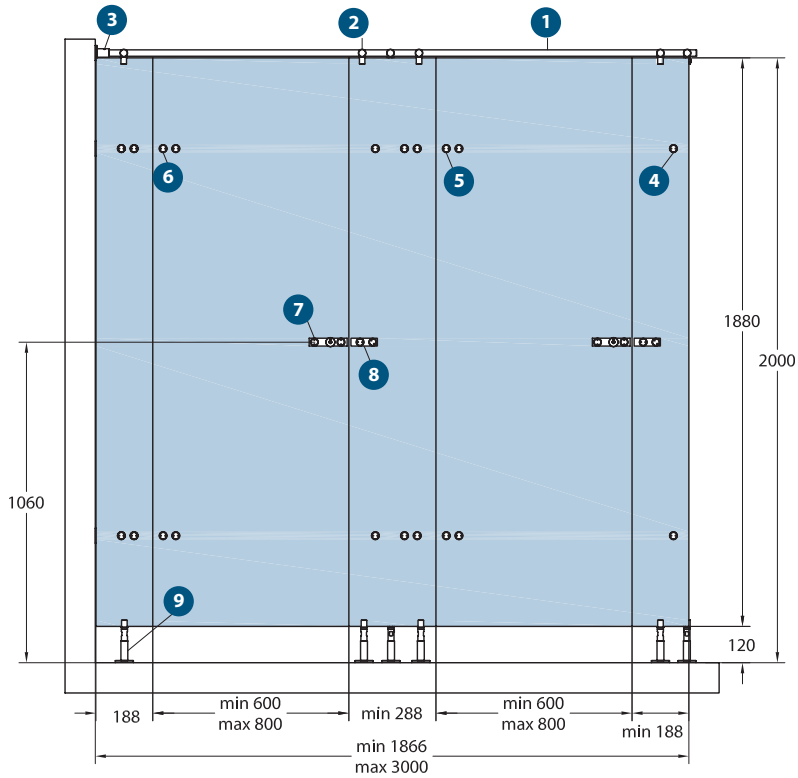

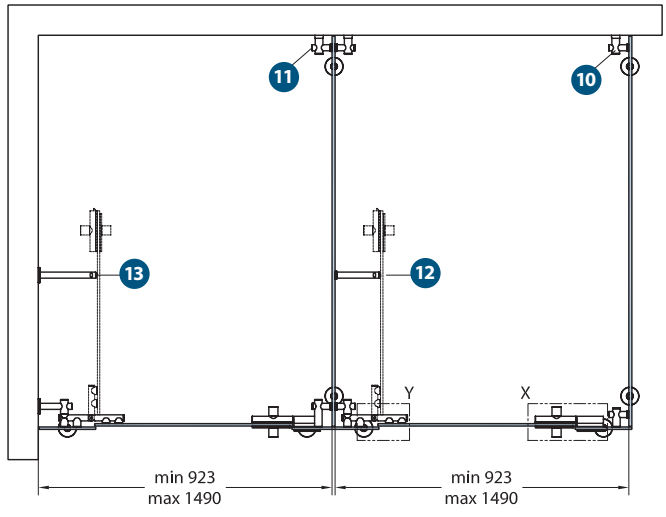

	Stück pieces	Art.-Nr. art.no.
1	1	06900
2	6	06931
3	1	06930
4	2	06971
5	2	06932
6	2	06936
7	2	09395
8	2	09399
9	8	06890
10	2	06882
11	2	06889
12	1	06937
13	1	06939

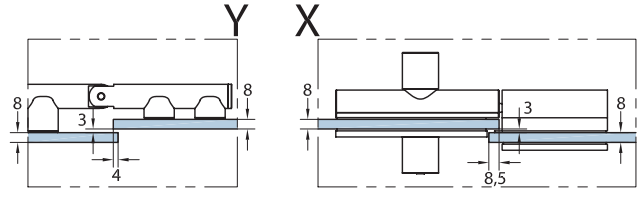

Alle Angaben in mm! // All details in mm!

→ Fertigungstechnische Toleranzen und Änderungen sind uns vorbehalten. // We explicitly reserve the right to production of tolerances and changes in our products.
→ Alle Angaben ohne Gewähr. // All information without guarantee. Version 01.01.2010

Beschlagset // fitting set 93404

3-Kabinen-Anlage Glas / Wand links
3-Cabin-Arrangement glass / wall left

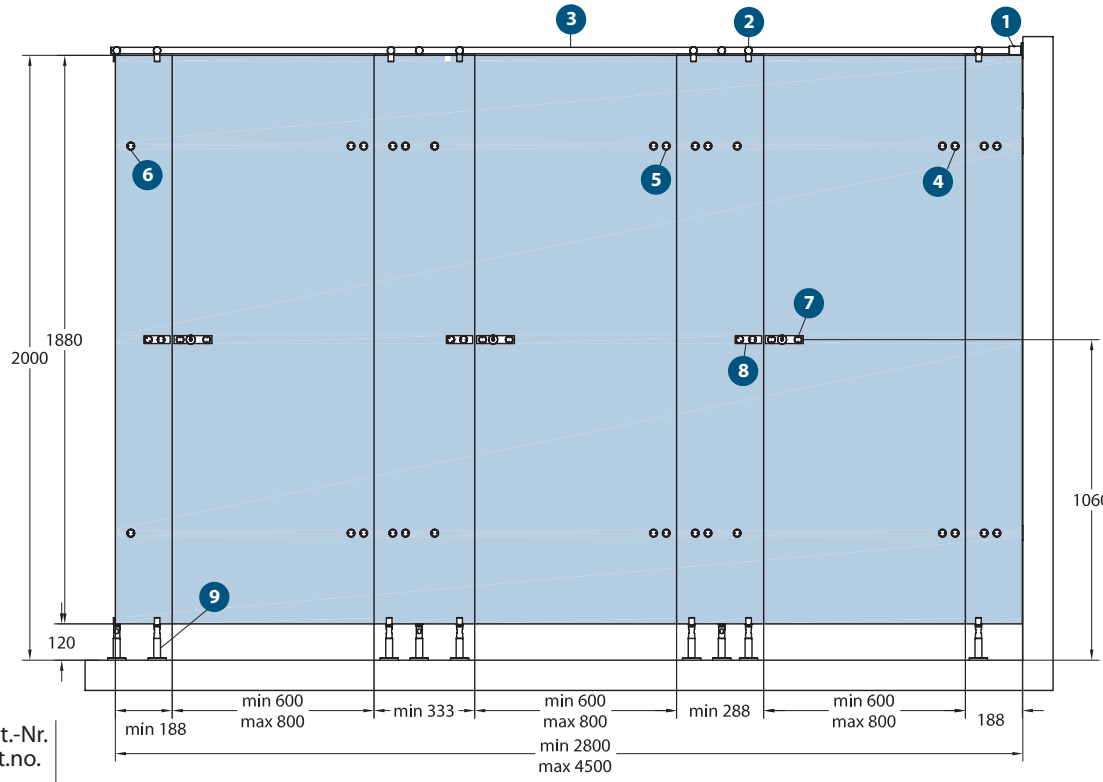

	Stück pieces	Art.-Nr. art.no.
1	1	06930
2	9	06931
3	1	06900
4	2	06936
5	4	06932
6	2	06971
7	3	09394
8	3	09399
9	12	06890
10	4	06889
11	2	06882
12	1	06939
13	2	06937

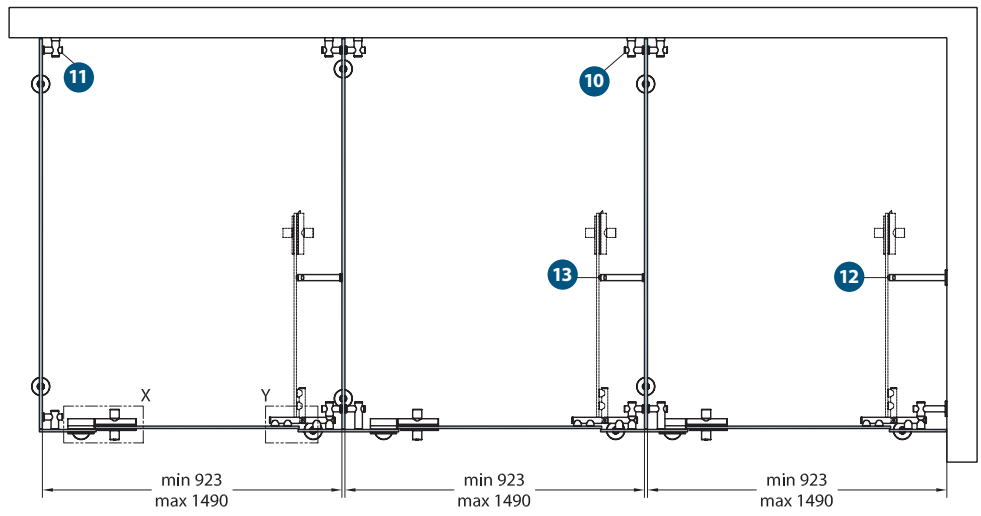

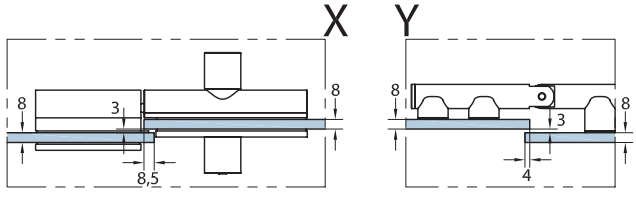

Alle Angaben in mm! // All details in mm!

Beschlagset // fitting set 93405

3-Kabinen-Anlage Glas / Wand rechts
3-Cabin-Arrangement glass / wall right

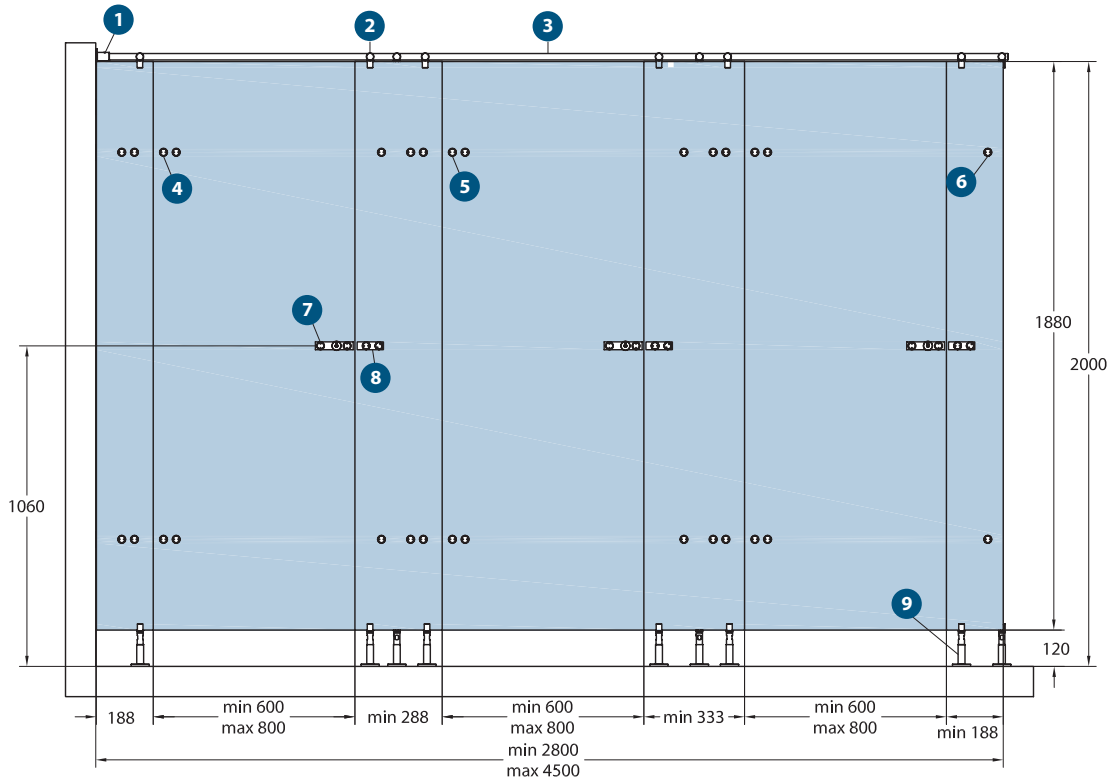

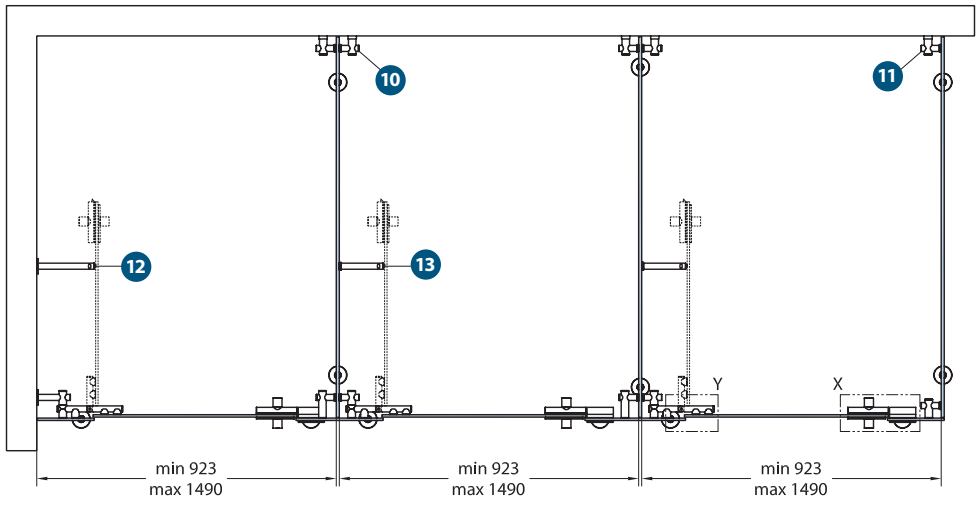

	Stück pieces	Art.-Nr. art.no.
1	1	06930
2	9	06931
3	1	06900
4	2	06936
5	4	06932
6	2	06971
7	3	09395
8	3	09399
9	12	06890
10	4	06889
11	2	06882
12	1	06939
13	2	06937

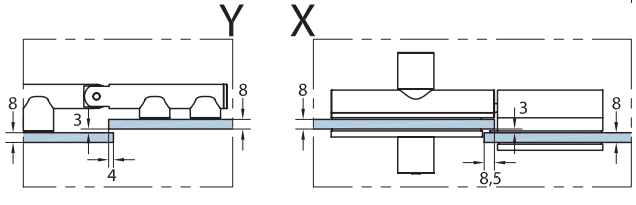

Alle Angaben in mm! // All details in mm!

→ Fertigungstechnische Toleranzen und Änderungen sind uns vorbehalten. // We explicitly reserve the right to production of tolerances and changes in our products.
→ Alle Angaben ohne Gewähr. // All information without guarantee. Version 01.01.2010

Beschlagset // fitting set 93410

1-Kabinen-Anlage Wand / Wand links
1-Cabin-Arrangement wall / wall left

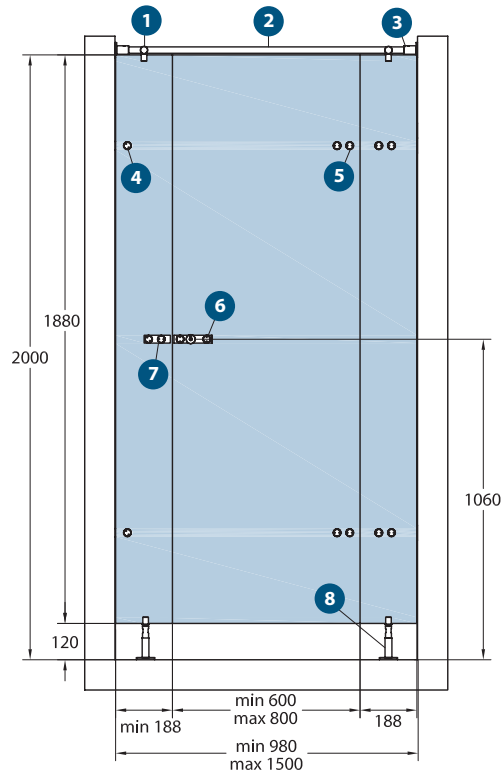

	Stück pieces	Art.-Nr. art.no.
1	2	06931
2	1	06900
3	2	06930
4	2	06882
5	2	06936
6	1	09394
7	1	09399
8	2	06890
9	1	06939

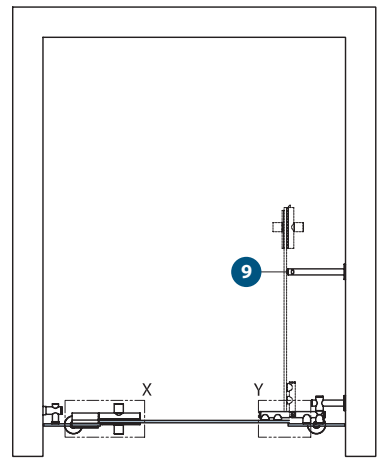

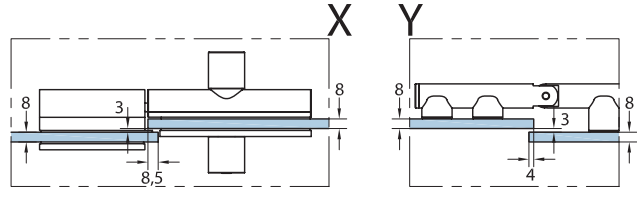

Alle Angaben in mm! // All details in mm!

→ Fertigungstechnische Toleranzen und Änderungen sind uns vorbehalten. // We explicitly reserve the right to production of tolerances and changes in our products.
→ Alle Angaben ohne Gewähr. // All information without guarantee. Version 01.01.2010

Beschlagset // fitting set 93411

1-Kabinen-Anlage Wand / Wand rechts
1-Cabin-Arrangement wall / wall right

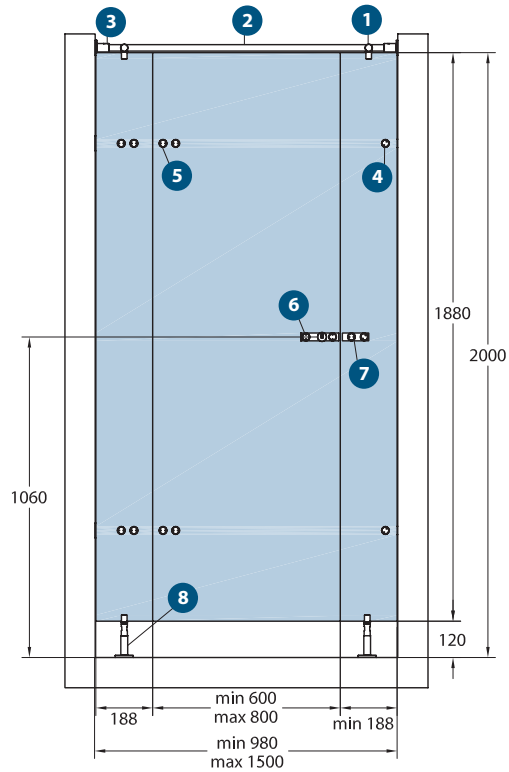

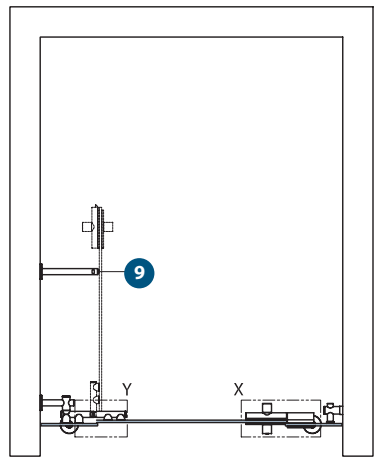

	Stück pieces	Art.-Nr. art.no.
1	2	06931
2	1	06900
3	2	06930
4	2	06882
5	2	06936
6	1	09395
7	1	09399
8	2	06890
9	1	06939

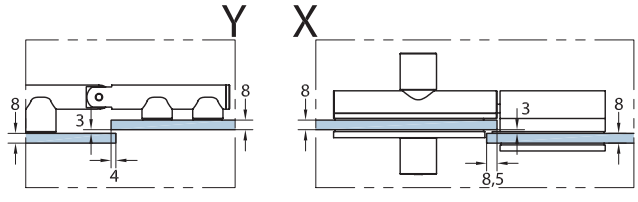

Alle Angaben in mm! // All details in mm!

→ Fertigungstechnische Toleranzen und Änderungen sind uns vorbehalten. // We explicitly reserve the right to production of tolerances and changes in our products.
→ Alle Angaben ohne Gewähr. // All information without guarantee. Version 01.01.2010

Beschlagset // fitting set 93412

2-Kabinen-Anlage Wand / Wand links
2-Cabin-Arrangement wall / wall left

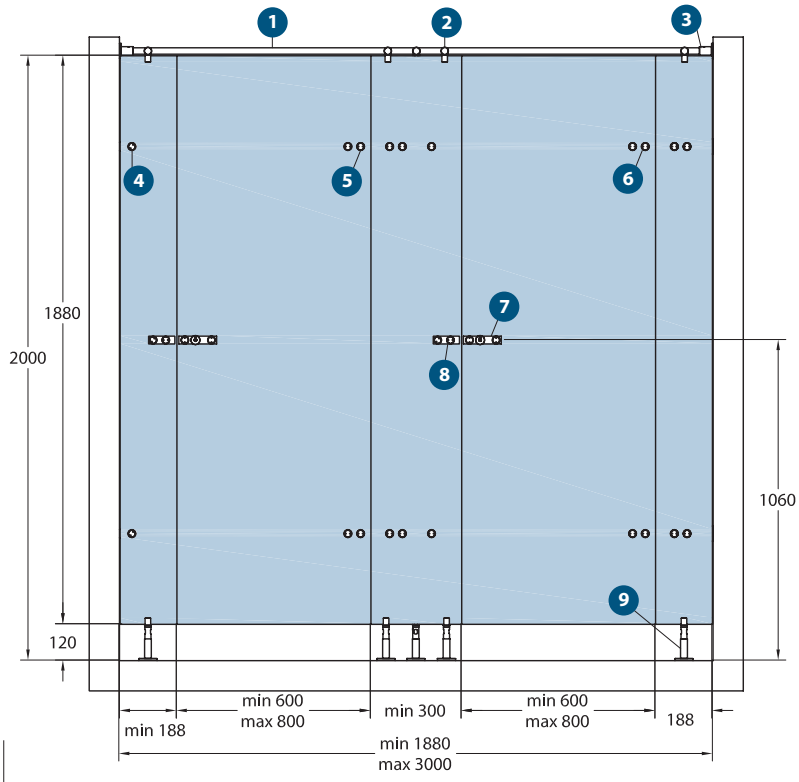

	Stück pieces	Art.-Nr. art.no.
1	1	06900
2	5	06931
3	2	06930
4	2	06882
5	2	06932
6	2	06936
7	2	09394
8	2	09399
9	6	06890
10	2	06889
11	1	06937
12	1	06939

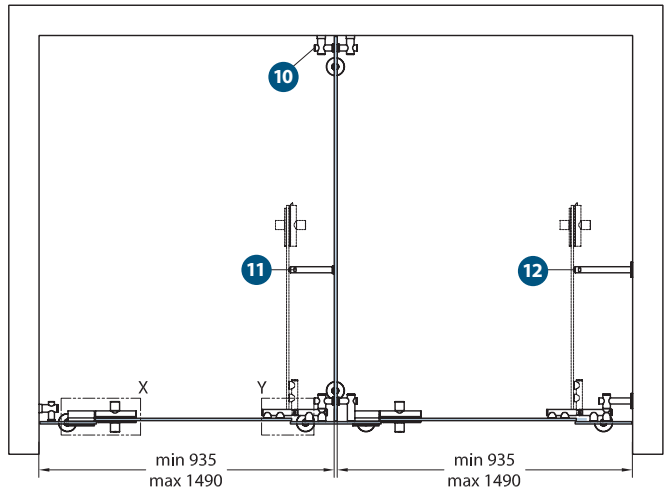

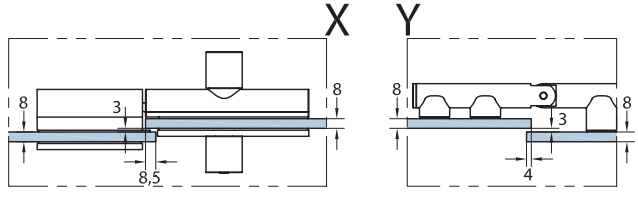

Alle Angaben in mm! // All details in mm!

Beschlagset // fitting set 93413

2-Kabinen-Anlage Wand / Wand links
2-Cabin-Arrangement wall / wall left

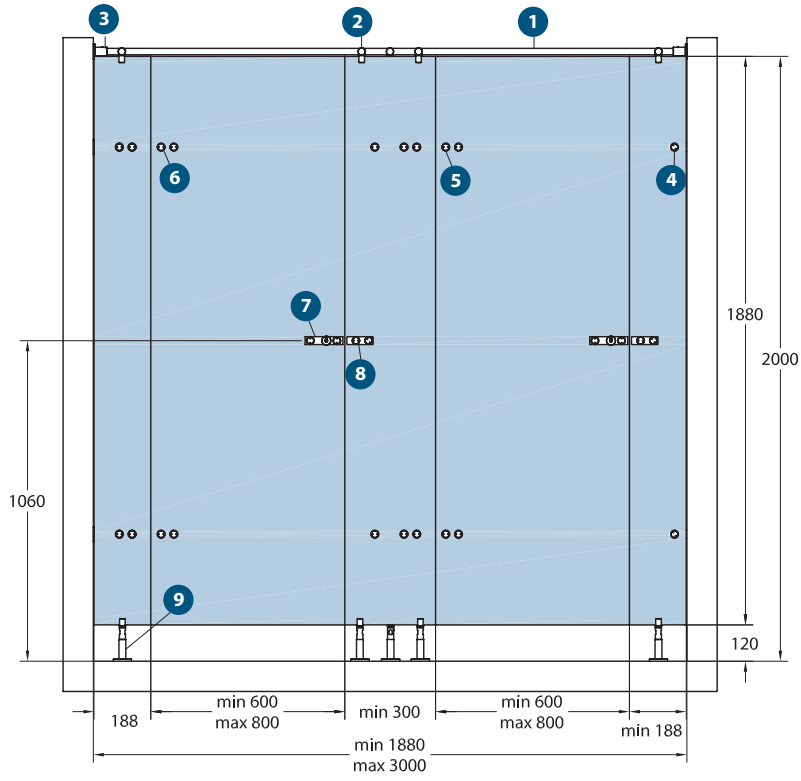

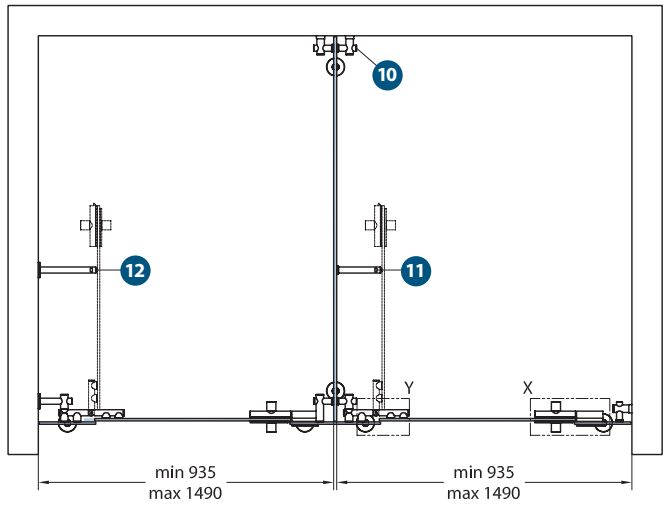

	Stück pieces	Art.-Nr. art.no.
1	1	06900
2	5	06931
3	2	06930
4	2	06882
5	2	06932
6	2	06936
7	2	09395
8	2	09399
9	6	06890
10	2	06889
11	1	06937
12	1	06939

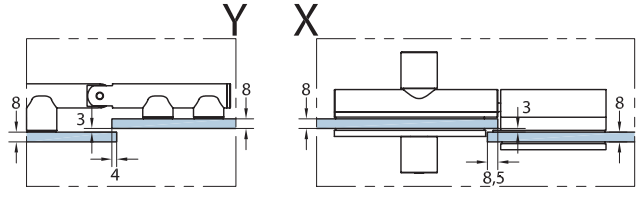

Alle Angaben in mm! // All details in mm!

→ Fertigungstechnische Toleranzen und Änderungen sind uns vorbehalten. // We explicitly reserve the right to production of tolerances and changes in our products.
→ Alle Angaben ohne Gewähr. // All information without guarantee. Version 01.01.2010

Icetec® Partition

Beschlagset // fitting set 93414

3-Kabinen-Anlage Wand / Wand links
3-Cabin-Arrangement wall / wall left

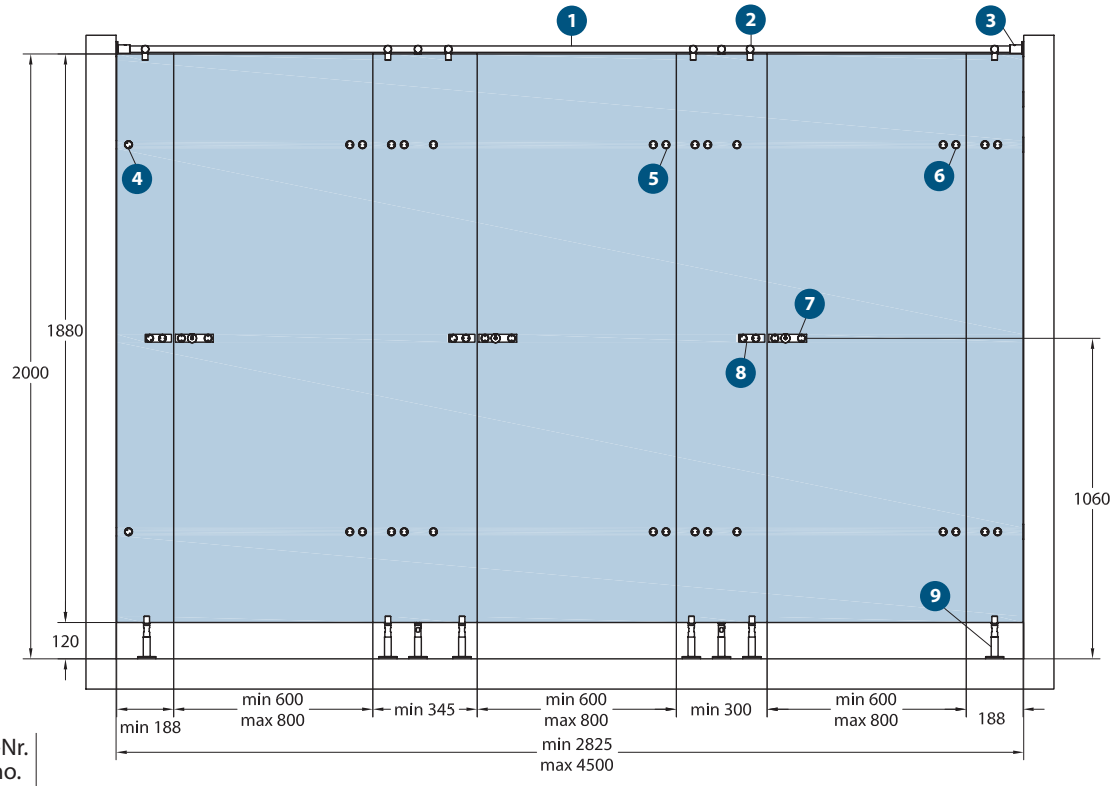

	Stück pieces	Art.-Nr. art.no.
1	1	06900
2	8	06931
3	2	06930
4	2	06882
5	4	06932
6	2	06936
7	3	09394
8	3	09399
9	10	06890
10	4	06889
11	2	06937
12	1	06939

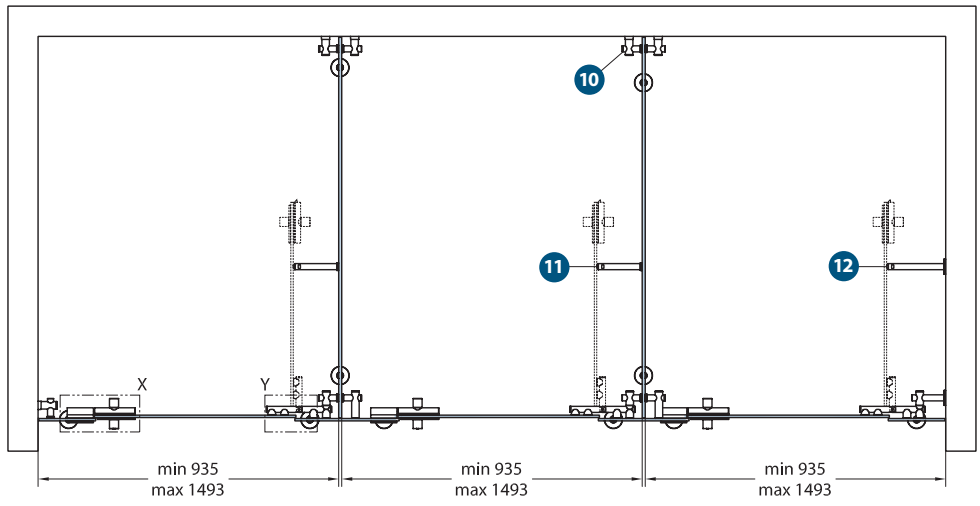

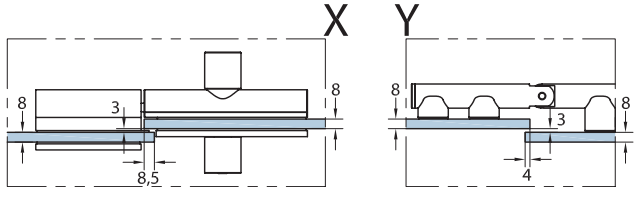

Alle Angaben in mm! // All details in mm!

→ Fertigungstechnische Toleranzen und Änderungen sind uns vorbehalten. // We explicitly reserve the right to production of tolerances and changes in our products.
→ Alle Angaben ohne Gewähr. // All information without guarantee. Version 01.01.2010

Icetec® Partition

Beschlagset // fitting set 93415

3-Kabinen-Anlage Wand / Wand rechts
3-Cabin-Arrangement wall / wall right

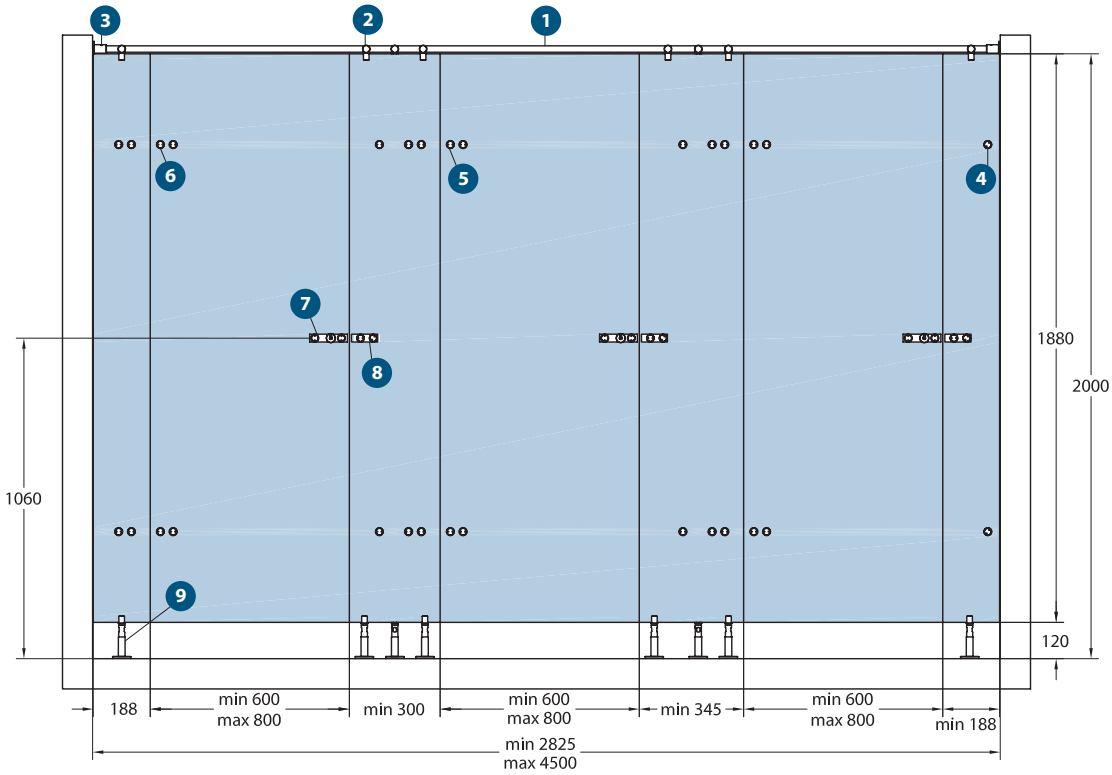

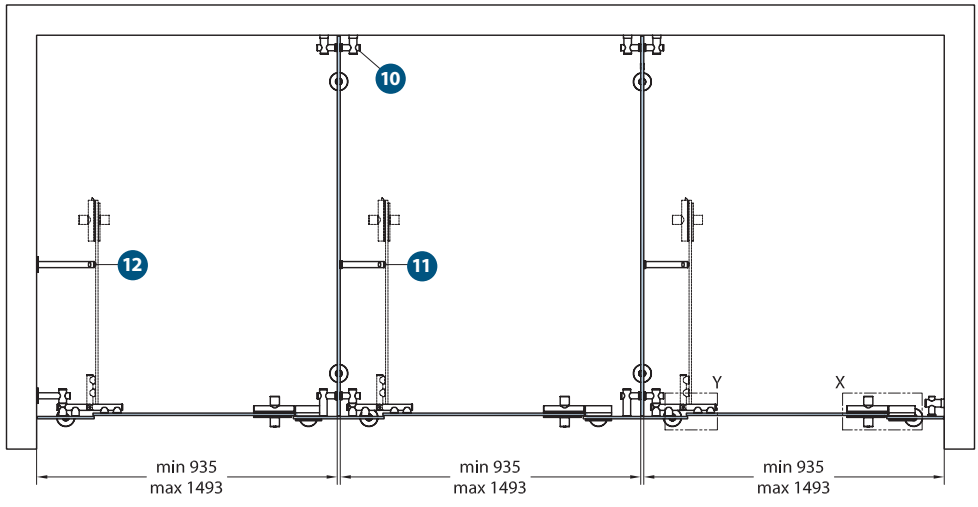

	Stück pieces	Art.-Nr. art.no.
1	1	06900
2	8	06931
3	2	06930
4	2	06882
5	4	06932
6	2	06936
7	3	09395
8	3	09399
9	10	06890
10	4	06889
11	2	06937
12	1	06939

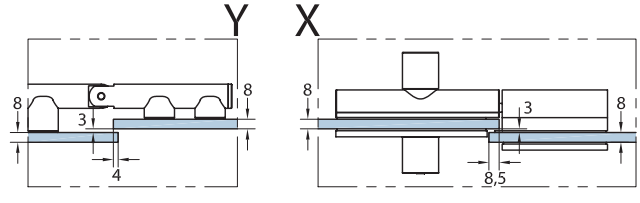

Alle Angaben in mm! // All details in mm!

→ Fertigungstechnische Toleranzen und Änderungen sind uns vorbehalten. // We explicitly reserve the right to production of tolerances and changes in our products.
→ Alle Angaben ohne Gewähr. // All information without guarantee. Version 01.01.2010

Wellness® Partition

Türband, Winkelverbinder, Bodenabstandhalter, Stabilisationsstange, Anschlagpuffer, Schloss, Gegenkasten
door hinge, connectors, stand support, support bar, buffer, lock, strike box

Wellness® Partition Übersicht // overview

09430

06480

06481

06483

09401

09403

09404

09405

09406

09407

09410

09415

09384

09385

09391

AUF EINEN BLICK // AT A GLANCE

SPEZIELLE INFORMATIONEN zum Beschlagsystem *Wellness® Partition* (Trennwand-Systeme)
SPECIAL INFORMATION about the fitting system *Wellness® Partition* (Fittings for Dividing Door Systems)

WELLNESS® PARTITION	Art.-Nr. art. no.	Basismaterial base material			Oberfläche surface/finish			max. Tragf. je Beschlag-Paar max. carrying cap. per fitting pair		ESG[5]-Stärke tempered glass[5] thickness		
		Messing brass	Edelstahl V2A stainless steel 1.4305 (AISI 304)	Aluminium aluminium	17	55	91	in mm	in kg	6 mm	8 mm	10 mm
Türband door hinge	09430	●				●		800 x 2000	35		●	○
Winkelverbinder connector	06480	●				●					●	○
	06481	●				●					●	○
	06483	●				●					●	●
	09401	●				●					●	●
	09403	●				●					●	●
Bodenabstandhalter stand support	09404	●				●		1500 x 2000			●	●
Anschlagpuffer buffer	09405	●				●					●	●
Anschlagpuffer buffer	09406	●				●						
Anschlagpuffer buffer	09407	●				●					●	●
Klemmprofil clamp profile	09410			●	●							
Wandbefestigung wall mounting	09415	●				●						
Schloss lock	09384		●				●				●	○
	09385		●				●				●	○
Gegenkasten strike box	09391		●				●				●	○

Codeziffer *no. of surface / finish*	*Oberfläche* *surface/finish*
17	*Alinox (Edelstahleffekt) // Alinox (stainless steel effect)*
55	*KL®Edelstahloptik // KL®stainless steel finish*
91	*matt gebürstet // brushed*

[5] *nach DIN EN 12150-1:2000 // according to European Norm (DIN EN 12150-1:2000)*

Lieferung // delivery

- ● *standardmäßig lieferbar*
  standard available
- ❸ *für Lieferung sind Angaben des Kunden erforderlich*
  delivery details by the client are necessary
- ○ *für Lieferung ist Rücksprache erforderlich*
  for delivery consultation is necessary

→ Fertigungstechnische Toleranzen und Änderungen sind uns vorbehalten. // We explicitly reserve the right to production of tolerances and changes in our products.
→ Alle Angaben ohne Gewähr. // All information without guarantee. Version 01.01.2010

Wellness® Partition Trennwandsystem
Wellness® Partition ist ein hochwertiges Trennwandsystem für die Anwendung im Innenbereich.
Zum Öffnen und Verschließen des Türflügels gibt es ein dem Design entsprechendes Riegelschloss mit Gegenkasten.

Größe und Gewichte pro Drehtürband
max. Türflügelgewicht: 35 kg
max. Türbreite: 800 mm
max. Türhöhe: 2000 mm

Glasart / Glasdicke / Glasbearbeitung
Die Beschläge sind für 8 mm Einscheibensicherheitsglas (Front- und Türscheiben) bzw. für 10 mm Einscheibensicherheitsglas (Trennscheiben) vorgerichtet. Es ist ESG nach DIN EN 12150-1:2000 zu verarbeiten.
Freistehende Glaskanten und Glasecken an den Glasscheiben müssen so gefast und geschliffen sein, dass beim Benutzen und beim Reinigen der Anlage keine Verletzungsgefahr besteht.
Standardabweichende Glaspositionierung erfordert ggf. eine angepasste Glasbearbeitung.

Hinweis Glasbohrungen / Glasausschnitte
Gläser im Bereich der Band - / Schlossverschraubungen reinigen. In die Glasbohrungen und Glasausschnitte unbedingt die mitgelieferten Kunststoffschlauchabschnitte bzw. Kunststoffbuchsen als Schutz zwischen Glas und Beschlag (Schraube) einsetzen.

Montage
Wellness® Partition Drehtürbänder und Verbinder waagerecht sowie die Achsen des übereinanderstehenden Bandpaares im Lot montieren! Türflügel fachgerecht ausrichten und mit den Befestigungsschrauben (1) (Inbus SW 5) fest verschrauben.
Wellness® Partition Schloss und Gegenkasten fachgerecht ausrichten und mit den Befestigungsschrauben (2) (Inbus SW 4) fest verschrauben.
Nach erfolgter Schloss- und Gegenkastenmontage das Drehknopflochteil auf den Vierkantstift stecken und mit der Befestigungsschraube (3) (Inbus SW 3) sichern.
Bitte zum Schluss, nach der erfolgten Montage , alle Verschraubungen nochmals überprüfen.

Die Montage sollte nur von einem Fachmann durchgeführt werden.

Pflegehinweis
Wellness® Partition Trennwandsysteme dürfen nur mit warmen Wasser und einem weichen Tuch (Microfaser) feucht abgewischt und gegebenenfalls nachgetrocknet werden. Scharfe, aggressive sowie z.B. alkalische oder chlorhaltige Reiniger, Scheuermittel (z.B. Stahlwolle) bzw. Lösungsmittel dürfen nicht verwendet werden.

Beispiele

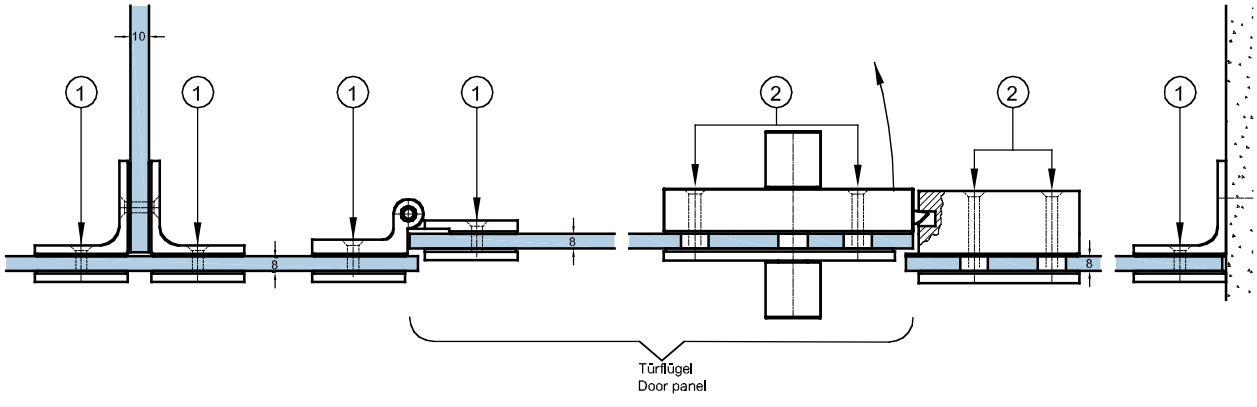

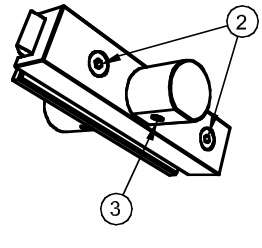

Wellness® Partition partition system
Wellness® Partition is a quality partition system for indoor use.
To open and close the door leaf, there is a bar lock and counterpart suitable for the design.

Sizes and weights per revolving door hinge
max. door leaf weight: 35 kg
max. door width: 800 mm
max. door height: 2000 mm

Glass type/ glass thickness/ glass conditioning
The fittings are intended for 8 mm tempered safety glass (front- and door pieces) or for 10 mm tempered safety glass (partition pieces). Such tempered safety glass must be handled in accordance with the DIN EN 12150-1:2000. Freestanding glass edges and glass corners on the sheets of glass must be bevelled and cut in such a way that no form of injury will result upon use or cleaning of the system.
Positioning of the glass in any manner other than standard requires appropriate glass conditioning.

Advice for glass bores/ glass cut-outs
Clean the glass in the vicinity of the hinge / lock connections. Be sure to use the length of plastic tubing or the plastic strips included with the delivery in the glass bores and glass cut-outs as protection between the glass and the fitting (screw).

Mounting
Mount the Wellness® Partition revolving door hinges and connectors horizontally and the axes of the hinge pair as placed one on top of the other perpendicularly! Align the door leaf appropriately and connect tightly with the fastening screws (1) (Allen screw 5).
Align the Wellness® Partition lock and counterpart properly and connect tightly with the fastening screws (2) (Allen screw 4). After mounting the lock and counterpart, place the part of the knob containing the opening on the square brad and secure it with the fastening screw (3) (Allen screw 3).
After mounting is completed please reinspect all connections. Mounting should only be carried out by an expert.

Care advice
Wellness® Partition partition systems should only be cleaned with warm water and a damp, soft cloth (microfibre) and, if necessary, dried. Caustic or aggressive cleaners as well as e.g. alkaline cleaners, cleaners containing chlorine, abrasives (e.g. steel wool) or solvents should not be used

Examples

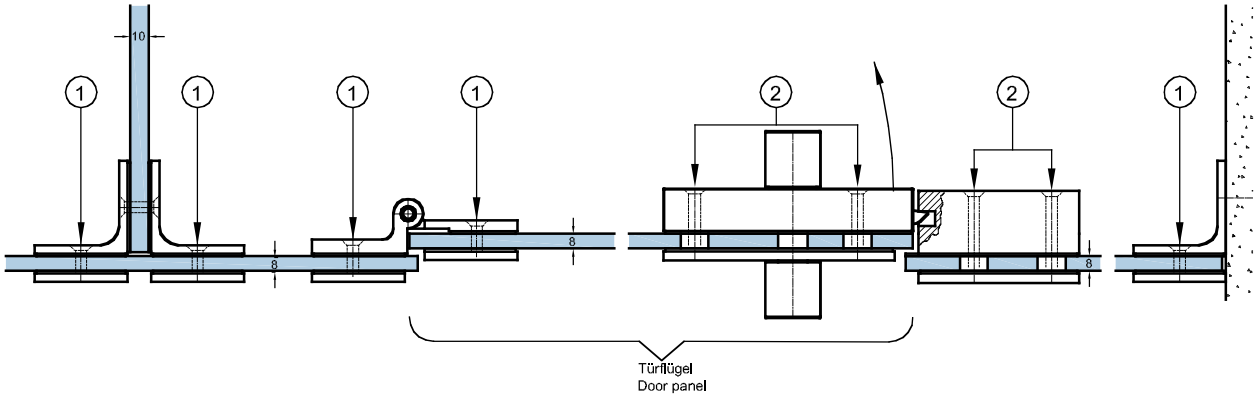

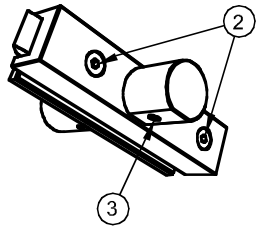

→ Fertigungstechnische Toleranzen und Änderungen sind uns vorbehalten. // We explicitly reserve the right to production of tolerances and changes in our products.
→ Alle Angaben ohne Gewähr. // All information without guarantee. Version 19.05.2010

Wellness® Partition

Art.-Nr. // art.no. 06480

Winkelverbinder Glas-Wand 90° **// connector** glass-wall 90°

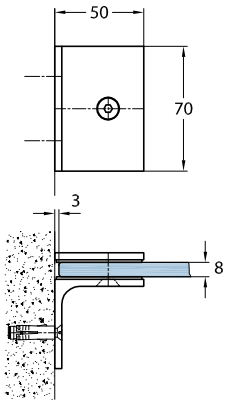

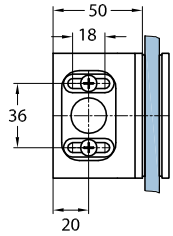

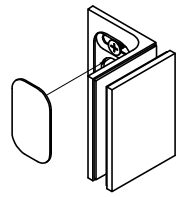

Glasbearbeitung // glass machining

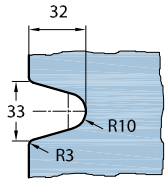

Besonderheiten // features

adjust ability KL

KL MESSING BRASS

Alle Angaben in mm! // All details in mm!

Art.-Nr. // art.no. 06481

Winkelverbinder Glas-Wand 90° **// connector** glass-wall 90°

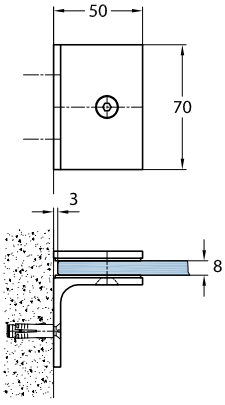

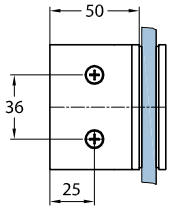



Glasbearbeitung // glass machining

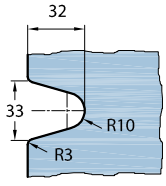

Besonderheiten // features

KL MESSING BRASS

Alle Angaben in mm! // All details in mm!

→ Fertigungstechnische Toleranzen und Änderungen sind uns vorbehalten. // We explicitly reserve the right to production of tolerances and changes in our products.
→ Alle Angaben ohne Gewähr. // All information without guarantee. Version 01.01.2010

Wellness® Partition

Art.-Nr. // art.no. 06483

Winkelverbinder Glas-Glas 90° // **connector** glass-glass 90°

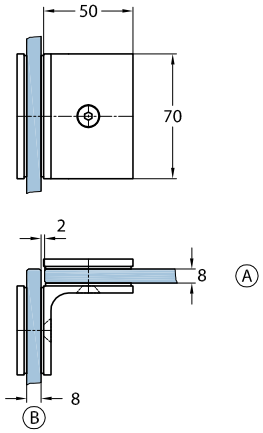

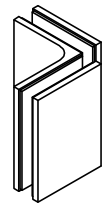

Glasbearbeitung // glass machining

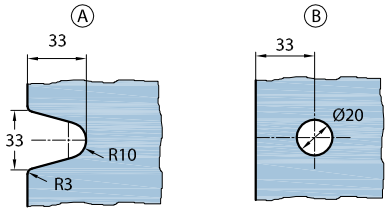

Besonderheiten // features

Alle Angaben in mm! // All details in mm!

Art.-Nr. // art.no. 09391

Gegenkasten // strike box

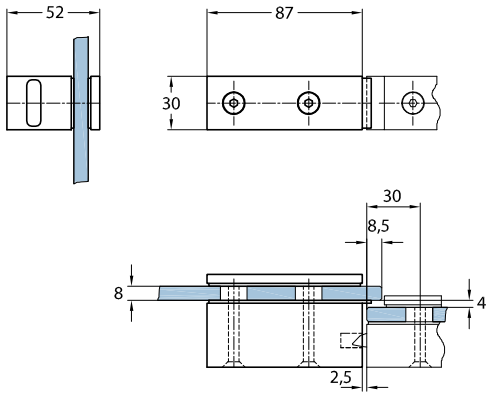

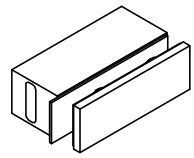

Glasbearbeitung // glass machining

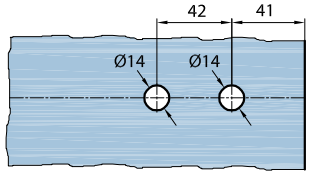

Besonderheiten // features

Alle Angaben in mm! // All details in mm!

→ Fertigungstechnische Toleranzen und Änderungen sind uns vorbehalten. // We explicitly reserve the right to production of tolerances and changes in our products.
→ Alle Angaben ohne Gewähr. // All information without guarantee. Version 01.01.2010

Wellness® Partition

Art.-Nr. // art.no. 09384

Schloss mit Schließwerk einwärts, Drehknopf auf Öffnungsseite, DIN links
lock with key function inward, thumb turn on opening side, left

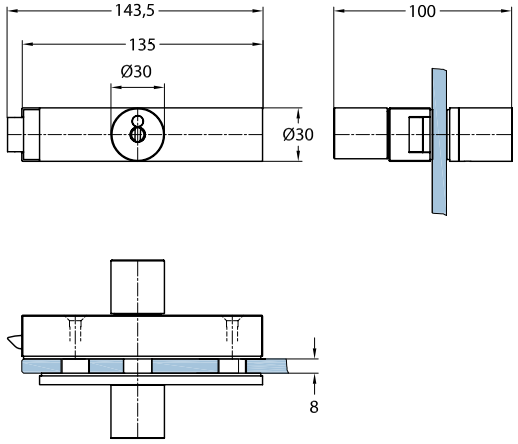

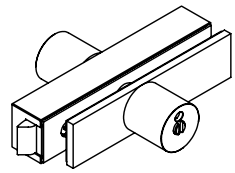

Glasbearbeitung // glass machining

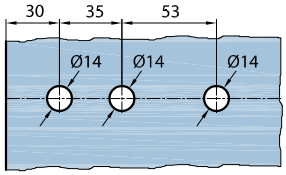

Besonderheiten // features

Alle Angaben in mm! // All details in mm!

Art.-Nr. // art.no. 09385

Schloss mit Schließwerk einwärts, Drehknopf auf Öffnungsseite, DIN rechts
lock with key function inward, thumb turn on opening side, right

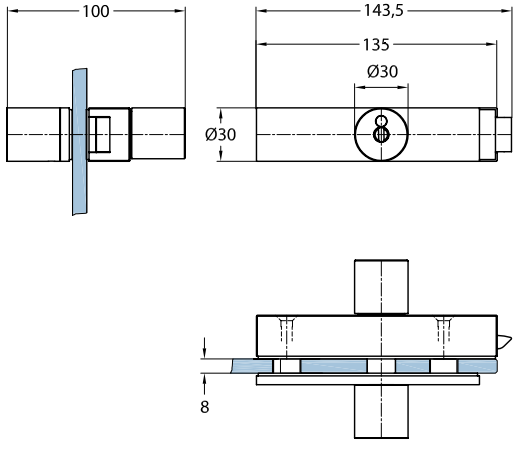

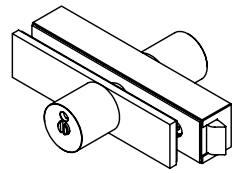

Glasbearbeitung // glass machining

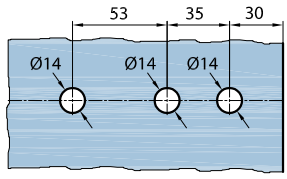

Besonderheiten // features

Alle Angaben in mm! // All details in mm!

→ Fertigungstechnische Toleranzen und Änderungen sind uns vorbehalten. // We explicitly reserve the right to production of tolerances and changes in our products.
→ Alle Angaben ohne Gewähr. // All information without guarantee. Version 01.01.2010

Wellness® Partition

Art.-Nr. // art.no. 09401

Winkelverbinder Wand-Glas-Wand 90°/90° **// connector** wall-glass-wall 90°/90°

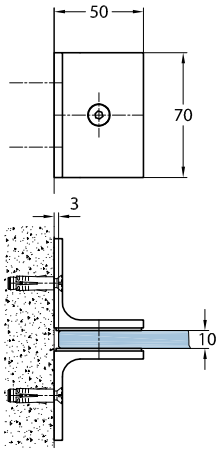

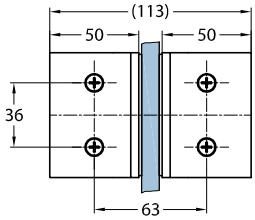

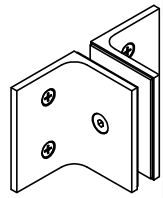

Glasbearbeitung // glass machining

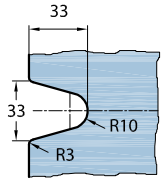

Besonderheiten // features

Alle Angaben in mm! // All details in mm!

Art.-Nr. // art.no. 09403

Winkelverbinder Glas-Glas-Glas 90°/90° **// connector** glass-glass-glass 90°/90°

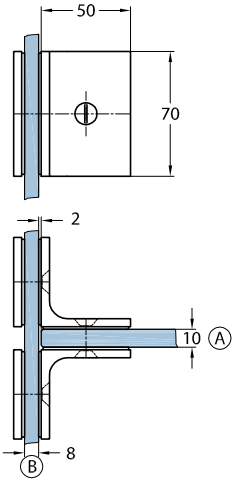

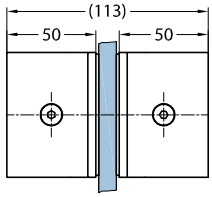

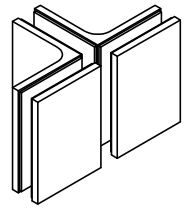

Glasbearbeitung // glass machining

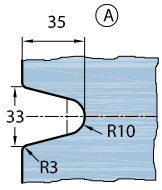

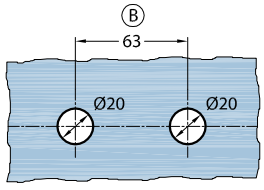

Besonderheiten // features

Alle Angaben in mm! // All details in mm!

→ Fertigungstechnische Toleranzen und Änderungen sind uns vorbehalten. // We explicitly reserve the right to production of tolerances and changes in our products.
→ Alle Angaben ohne Gewähr. // All information without guarantee. Version 01.01.2010

Wellness® Partition

Art.-Nr. // art.no. 09404

Bodenabstandhalter höhenverstellbar **// stand support** height adjustable

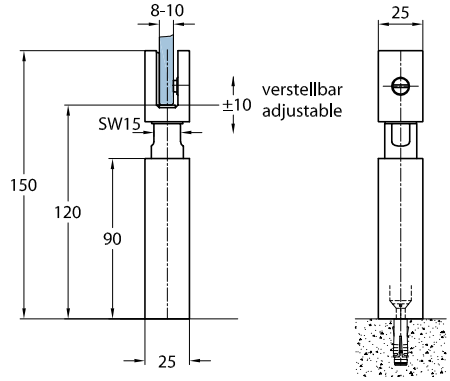

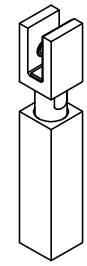

Besonderheiten // features

adjust ability KL

KL MESSING BRASS

Alle Angaben in mm! // All details in mm!

Art.-Nr. // art.no. 09405

Anschlagpuffer mit integriertem Kleiderhaken, Glasbefestigung **// buffer** with integrated coat hook, for glass fixation

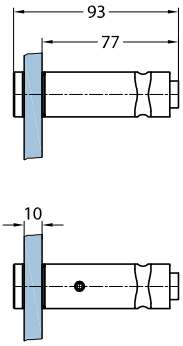

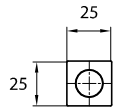

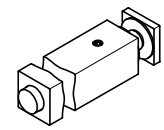

Glasbearbeitung // glass machining

Besonderheiten // features

KL MESSING BRASS

Alle Angaben in mm! // All details in mm!

→ Fertigungstechnische Toleranzen und Änderungen sind uns vorbehalten. // We explicitly reserve the right to production of tolerances and changes in our products.
→ Alle Angaben ohne Gewähr. // All information without guarantee. Version 01.01.2010

Wellness® Partition

Art.-Nr. // art.no. 09406

Anschlagpuffer mit integriertem Kleiderhaken, Wandbefestigung **// buffer** with integrated coat hook, for wall fixation

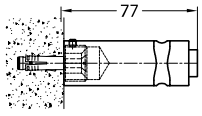

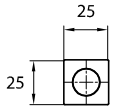

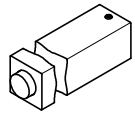

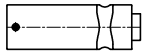

Besonderheiten // features

Alle Angaben in mm! // All details in mm!

Art.-Nr. // art.no. 09407

Anschlagpuffer mit integriertem Kleiderhaken, Glasbefestigung, beidseitig
buffer with integrated coat hook, for glass fixation, double sided

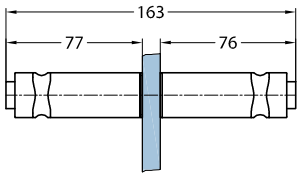

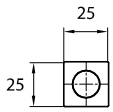

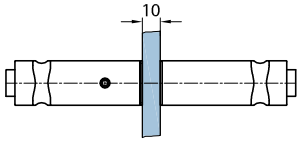

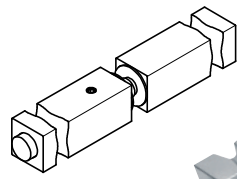



Glasbearbeitung // glass machining

Besonderheiten // features

Alle Angaben in mm! // All details in mm!

→ Fertigungstechnische Toleranzen und Änderungen sind uns vorbehalten. // We explicitly reserve the right to production of tolerances and changes in our products.
→ Alle Angaben ohne Gewähr. // All information without guarantee. Version 01.01.2010

Wellness® Partition

Art.-Nr. // art.no. 09410

Klemmprofil // clamp profile

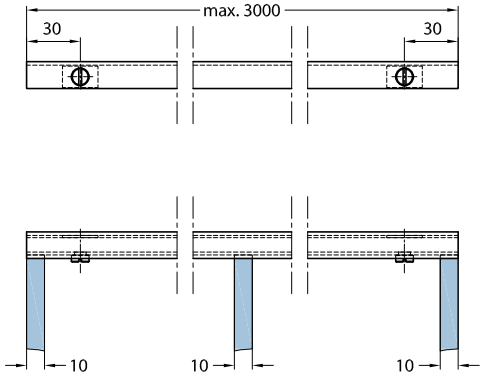

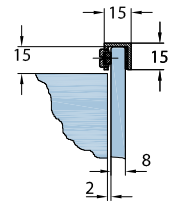

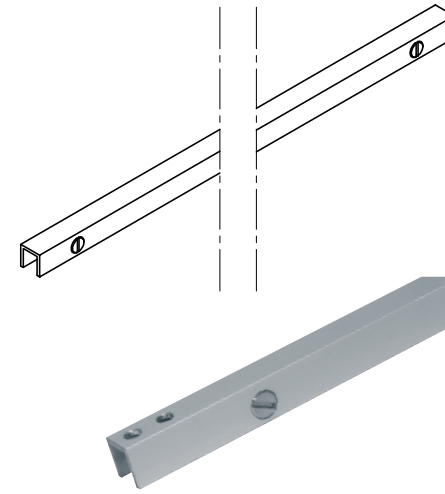

Besonderheiten // features

KL ALUMINIUM ALUMINUM

Alle Angaben in mm! // All details in mm!

Art.-Nr. // art.no. 09415

Wandbefestigung für Klemmprofil 09410
wall mounting for clamp profile 09410

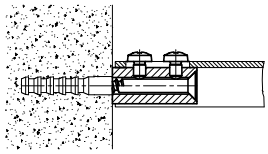

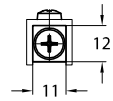

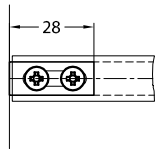

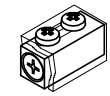

Besonderheiten // features

KL MESSING BRASS

Alle Angaben in mm! // All details in mm!

→ Fertigungstechnische Toleranzen und Änderungen sind uns vorbehalten. // We explicitly reserve the right to production of tolerances and changes in our products.
→ Alle Angaben ohne Gewähr. // All information without guarantee. Version 01.01.2010

Wellness® Partition

Art.-Nr. // art.no. 09430

Türband Glas-Glas 180°, überlappend, nach innen öffnend **// door hinge** glass-glass 180°, overlapping, opening to the inside

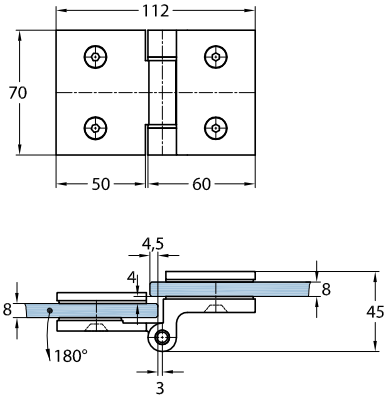

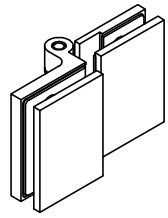

Glasbearbeitung // glass machining

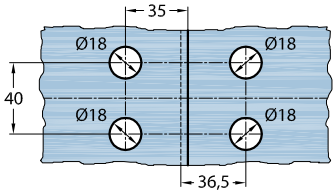

Besonderheiten // features

Alle Angaben in mm! // All details in mm!

→ Fertigungstechnische Toleranzen und Änderungen sind uns vorbehalten. // We explicitly reserve the right to production of tolerances and changes in our products.
→ Alle Angaben ohne Gewähr. // All information without guarantee. Version 01.01.2010

Beschlagset // fitting set 93000

1-Kabinen-Anlage Glas / Wand links
1-Cabin-Arrangement glass / wall left

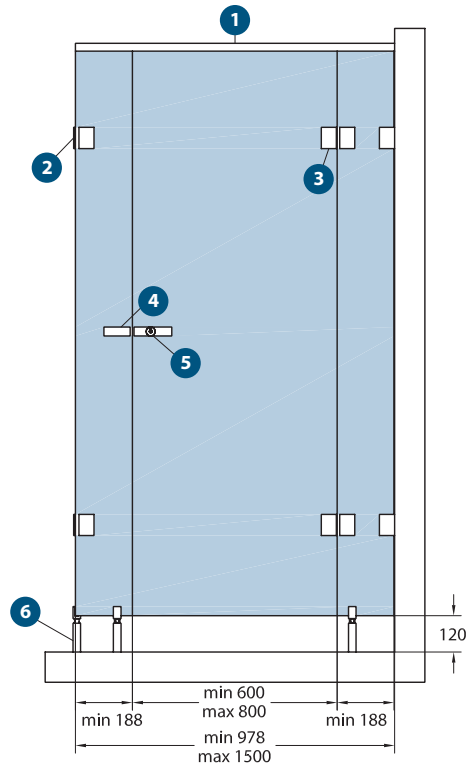

	Stück pieces	Art.-Nr. art.no.
1	1	09410
2	2	06483
3	2	09430
4	1	09391
5	1	09384
6	4	09404
7	4	06480
8	1	09406

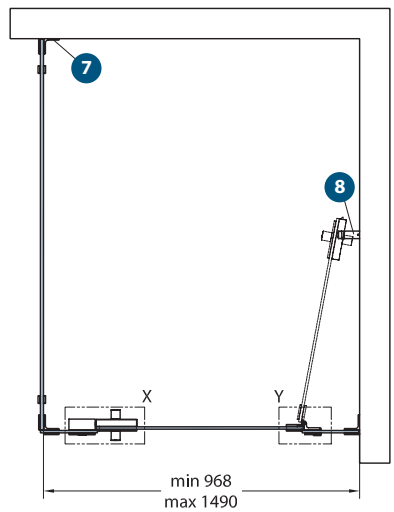

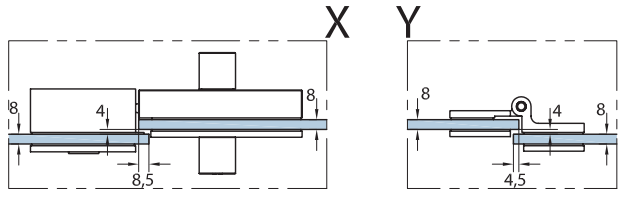

Alle Angaben in mm! // All details in mm!

Beschlagset // fitting set 93001

1-Kabinen-Anlage Glas / Wand rechts
1-Cabin-Arrangement glass / wall right

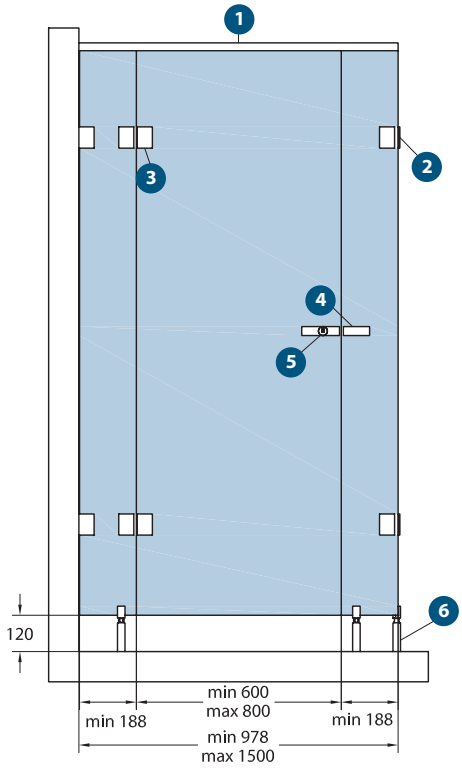

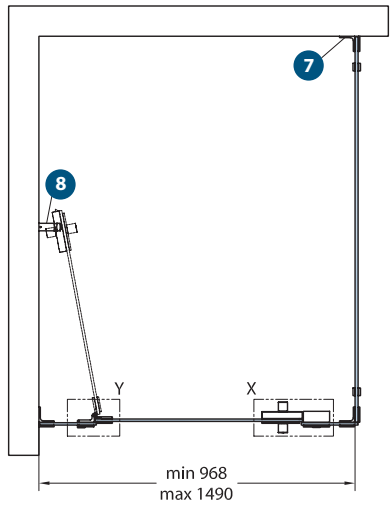

	Stück pieces	Art.-Nr. art.no.
1	1	09410
2	2	06483
3	2	09430
4	1	09391
5	1	09385
6	4	09404
7	4	06480
8	1	09406

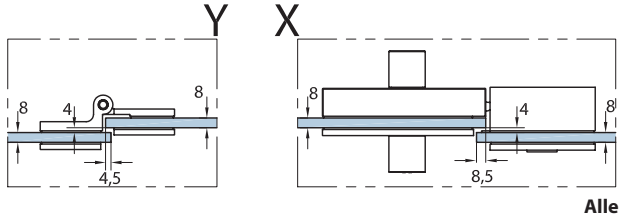

Alle Angaben in mm! // All details in mm!

→ Fertigungstechnische Toleranzen und Änderungen sind uns vorbehalten. // We explicitly reserve the right to production of tolerances and changes in our products.
→ Alle Angaben ohne Gewähr. // All information without guarantee. Version 01.01.2010

Beschlagset // fitting set 93002

2-Kabinen-Anlage Glas / Wand links
2-Cabin-Arrangement glass / wall left

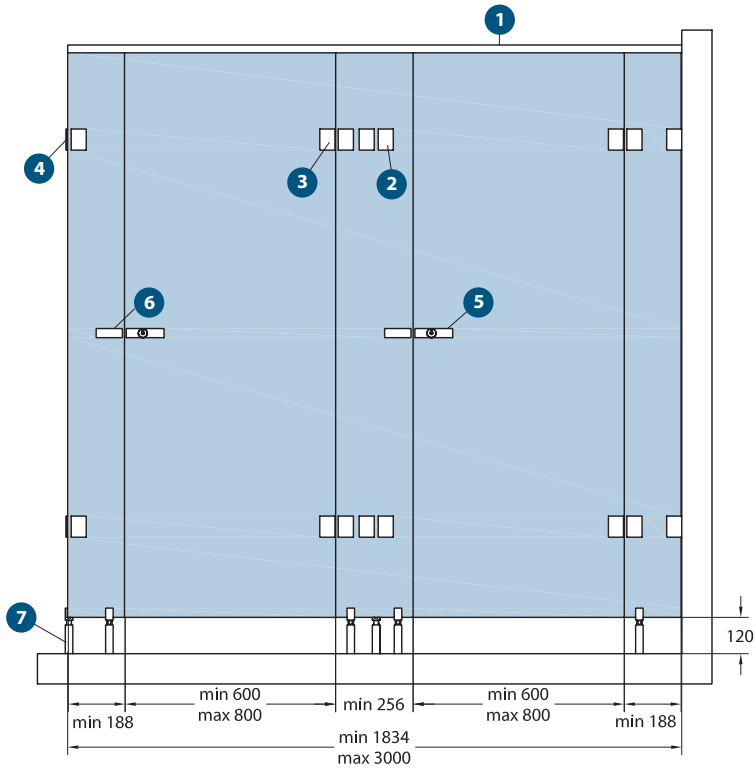

	Stück pieces	Art.-Nr. art.no.
1	1	09410
2	2	09403
3	4	09430
4	2	06483
5	2	09384
6	2	09391
7	8	09404
8	2	09401
9	4	06480
10	1	09406
11	1	09405

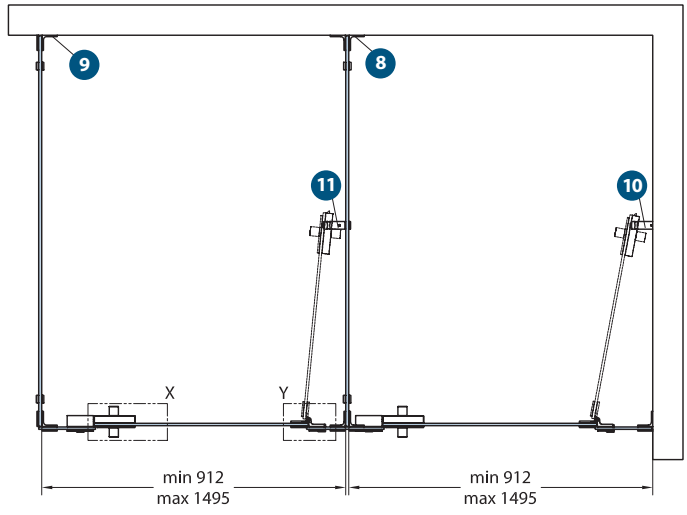

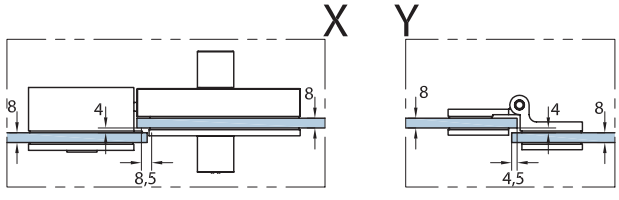

Alle Angaben in mm! // All details in mm!

Beschlagset // fitting set 93003

2-Kabinen-Anlage Glas / Wand rechts
2-Cabin-Arrangement glass / wall right

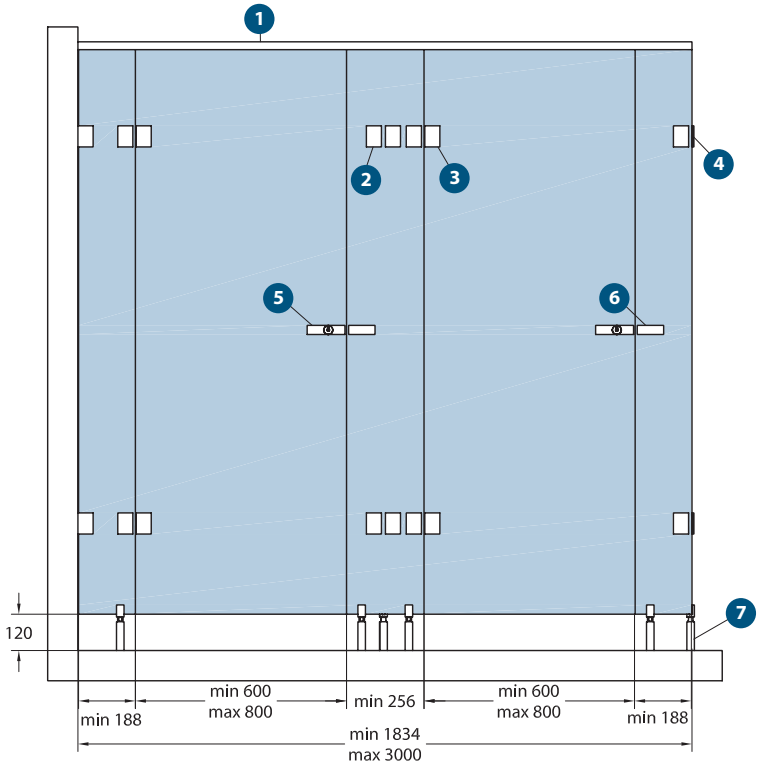

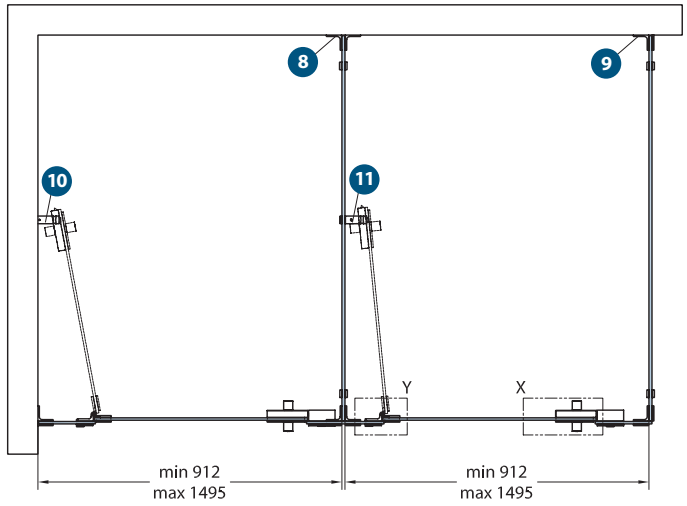

	Stück pieces	Art.-Nr. art.no.
1	1	09410
2	2	09403
3	4	09430
4	2	06483
5	2	09385
6	2	09391
7	8	09404
8	2	09401
9	4	06480
10	1	09406
11	1	09405

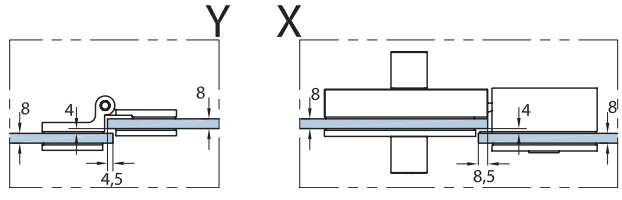

Alle Angaben in mm! // All details in mm!

→ Fertigungstechnische Toleranzen und Änderungen sind uns vorbehalten. // We explicitly reserve the right to production of tolerances and changes in our products.
→ Alle Angaben ohne Gewähr. // All information without guarantee. Version 01.01.2010

Beschlagset // fitting set 93004

3-Kabinen-Anlage Glas / Wand links
3-Cabin -Arrangement glass / wall left

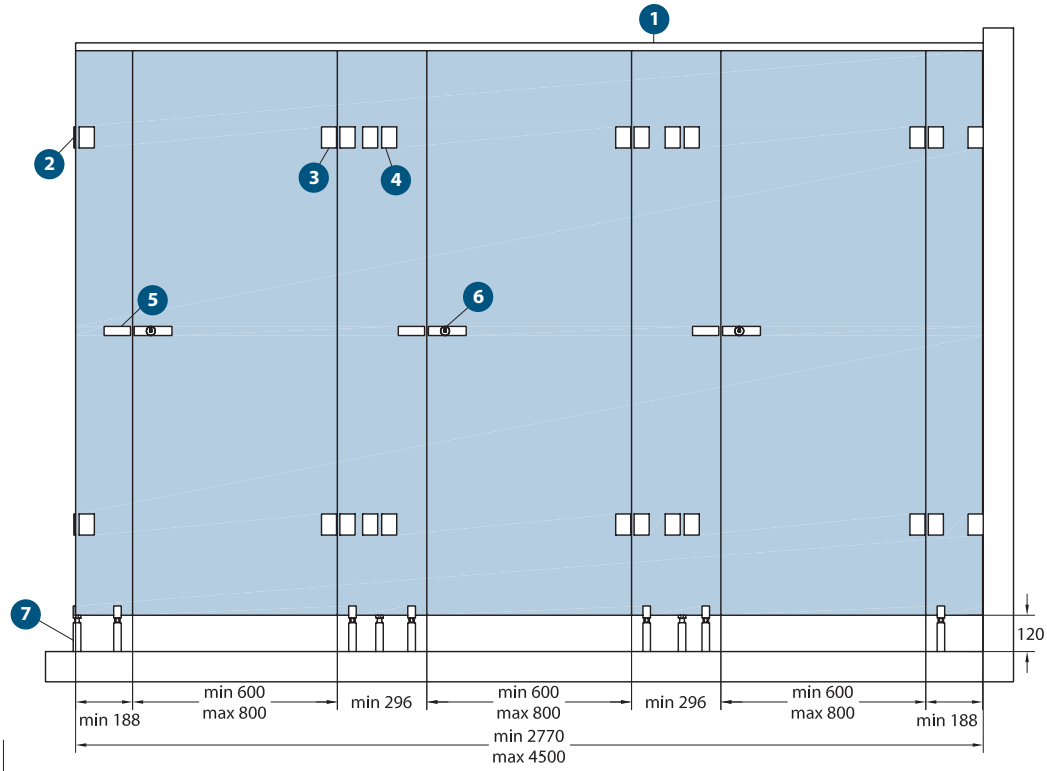

	Stück pieces	Art.-Nr. art.no.
1	1	09410
2	2	06483
3	6	09430
4	4	09403
5	3	09391
6	3	09384
7	12	09404
8	4	06480
9	4	09401
10	2	09405
11	1	09406

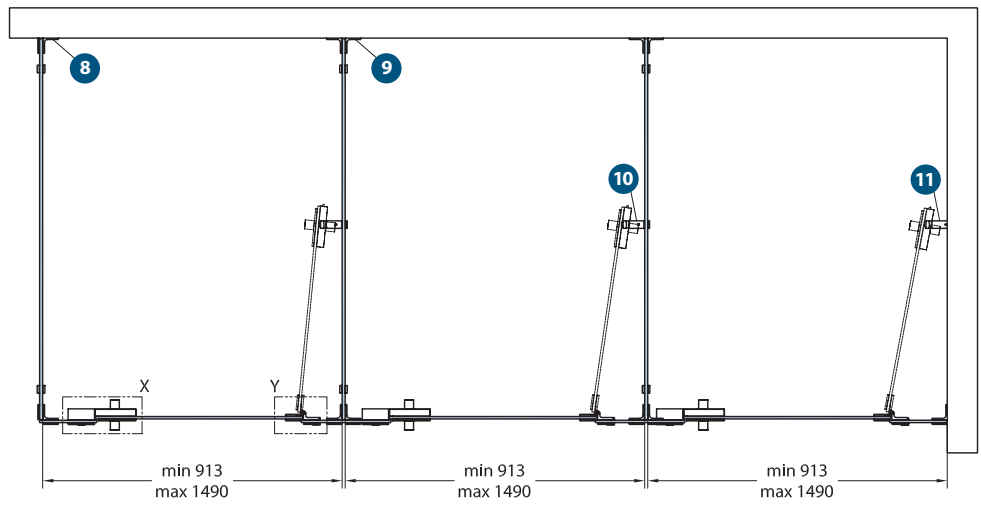

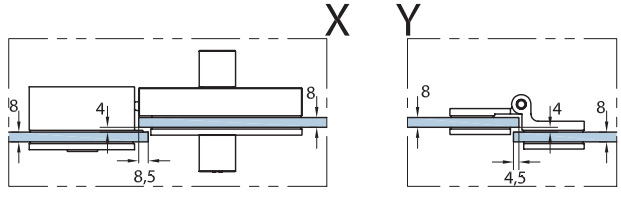

Alle Angaben in mm! // All details in mm!

→ Fertigungstechnische Toleranzen und Änderungen sind uns vorbehalten. // We explicitly reserve the right to production of tolerances and changes in our products.
→ Alle Angaben ohne Gewähr. // All information without guarantee. Version 01.01.2010

Beschlagset // fitting set 93005

3-Kabinen-Anlage Glas / Wand rechts
3-Cabin-Arrangement glass / wall right

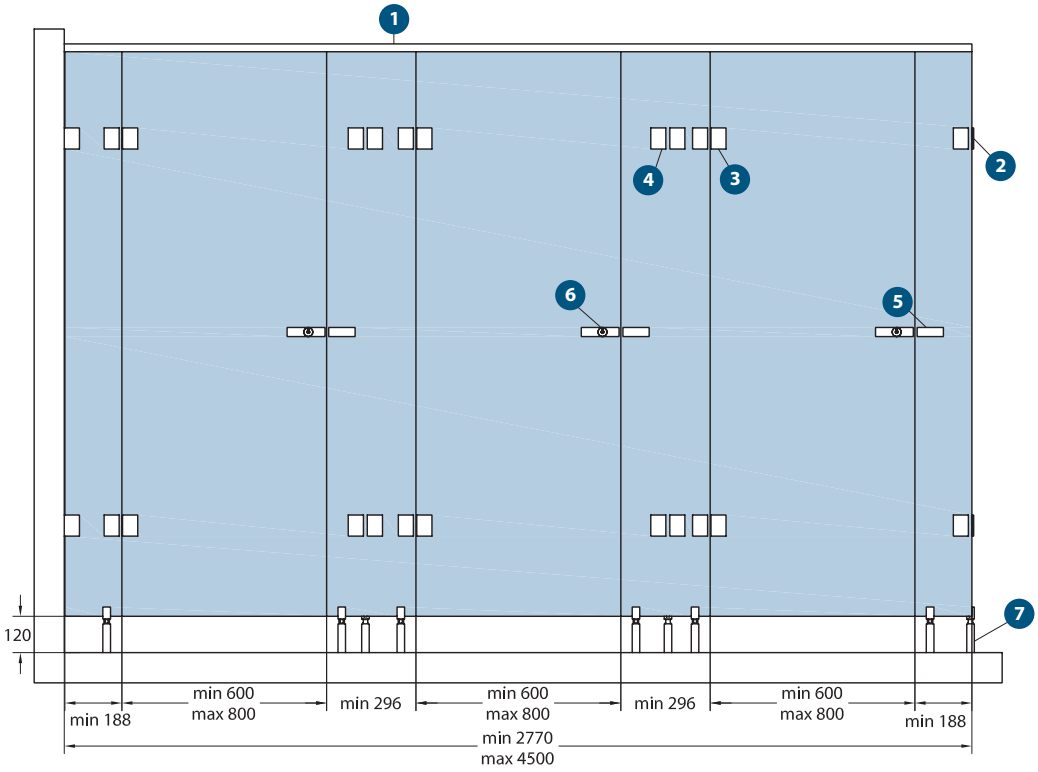

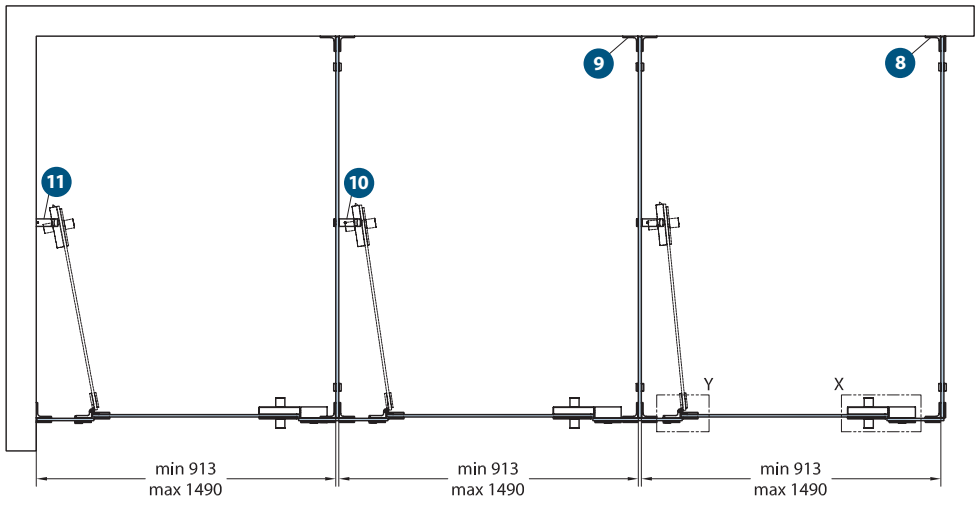

	Stück pieces	Art.-Nr. art.no.
1	1	09410
2	2	06483
3	6	09430
4	4	09403
5	3	09391
6	3	09385
7	12	09404
8	4	06480
9	4	09401
10	2	09405
11	1	09406

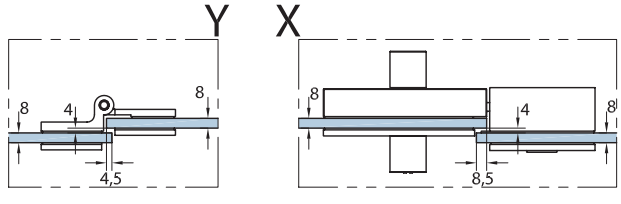

Alle Angaben in mm! // All details in mm!

→ Fertigungstechnische Toleranzen und Änderungen sind uns vorbehalten. // We explicitly reserve the right to production of tolerances and changes in our products.
→ Alle Angaben ohne Gewähr. // All information without guarantee. Version 01.01.2010

Wellness® Partition

Beschlagset // fitting set 93010

1-Kabinen-Anlage Wand / Wand links
1-Cabin -Arrangement wall / wall left

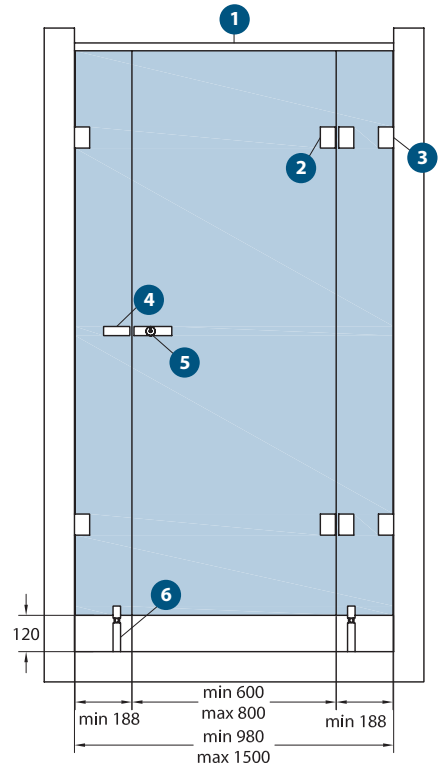

	Stück pieces	Art.-Nr. art.no.
1	1	09410
2	2	09430
3	4	06480
4	1	09391
5	1	09384
6	2	09404
7	1	09406

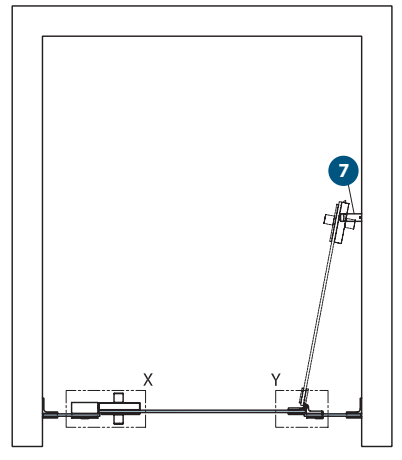

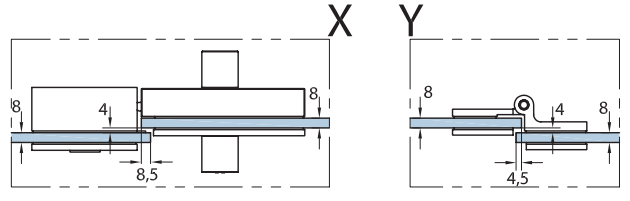

Alle Angaben in mm! // All details in mm!

→ Fertigungstechnische Toleranzen und Änderungen sind uns vorbehalten. // We explicitly reserve the right to production of tolerances and changes in our products.
→ Alle Angaben ohne Gewähr. // All information without guarantee. Version 01.01.2010

Wellness® Partition

Beschlagset // fitting set 93011

1-Kabinen-Anlage Wand / Wand rechts
1-Cabin -Arrangement wall / wall right

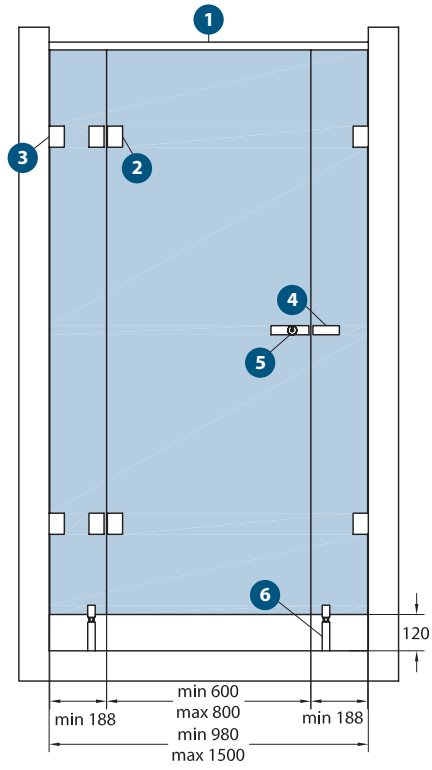

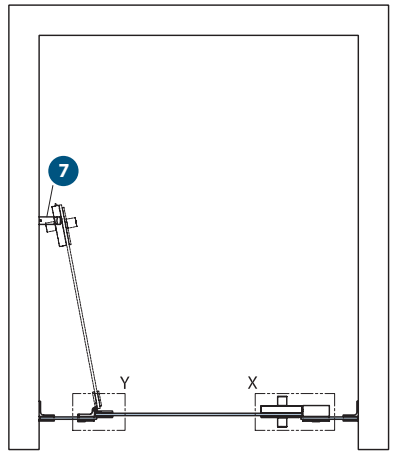

	Stück pieces	Art.-Nr. art.no.
1	1	09410
2	2	09430
3	4	06480
4	1	09391
5	1	09385
6	2	09404
7	1	09406

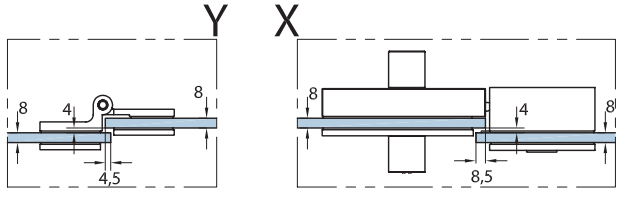

Alle Angaben in mm! // All details in mm!

→ Fertigungstechnische Toleranzen und Änderungen sind uns vorbehalten. // We explicitly reserve the right to production of tolerances and changes in our products.
→ Alle Angaben ohne Gewähr. // All information without guarantee. Version 01.01.2010

Beschlagset // fitting set 93012

2 - Kabinen-Anlage Wand / Wand links
2 - Cabin - Arrangement wall / wall left

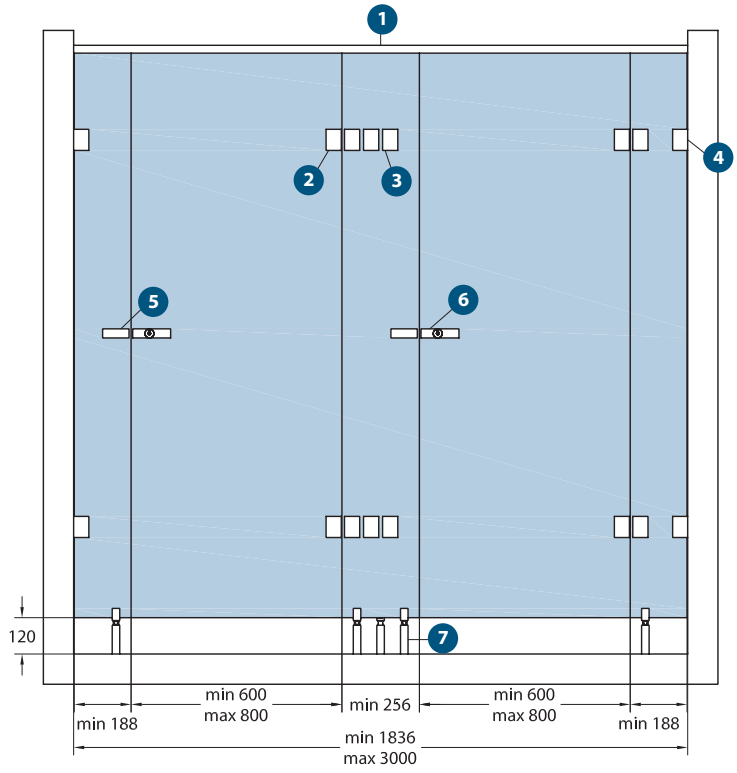

	Stück pieces	Art.-Nr. art.no.
1	1	09410
2	4	09430
3	2	09403
4	4	06480
5	2	09391
6	2	09384
7	6	09404
8	2	09401
9	1	09405
10	1	09406

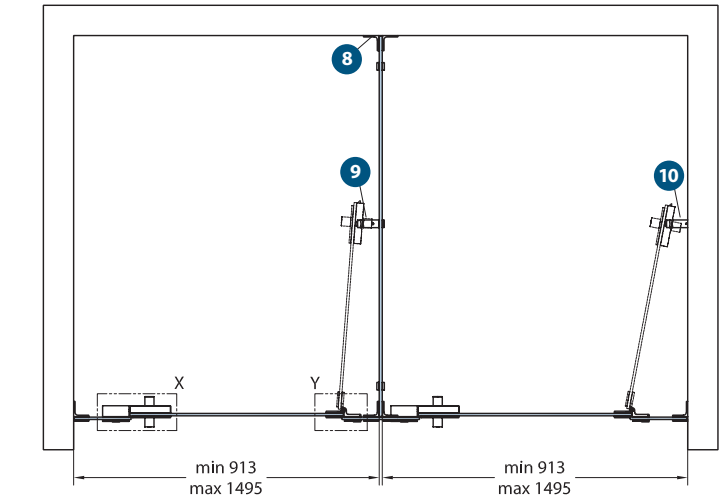

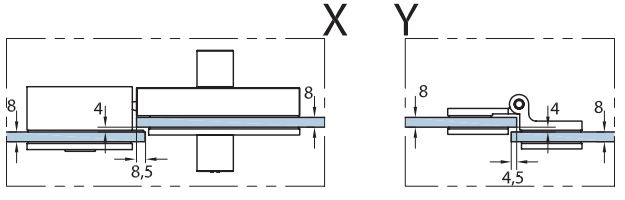

Alle Angaben in mm! // All details in mm!

→ Fertigungstechnische Toleranzen und Änderungen sind uns vorbehalten. // We explicitly reserve the right to production of tolerances and changes in our products.
→ Alle Angaben ohne Gewähr. // All information without guarantee. Version 01.01.2010

Beschlagset // fitting set 93013

2 - Kabinen-Anlage Wand / Wand rechts
2 - Cabin - Arrangement wall / wall right

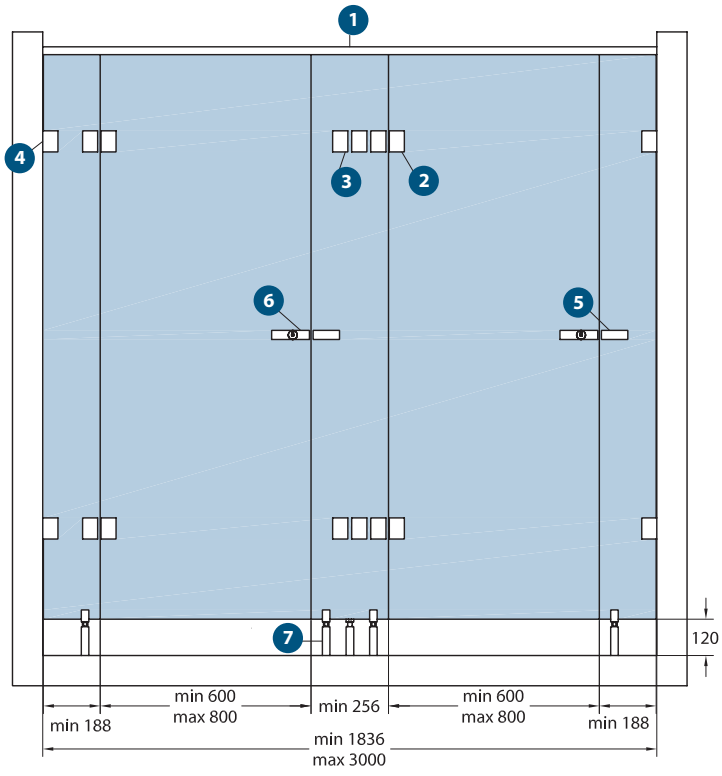

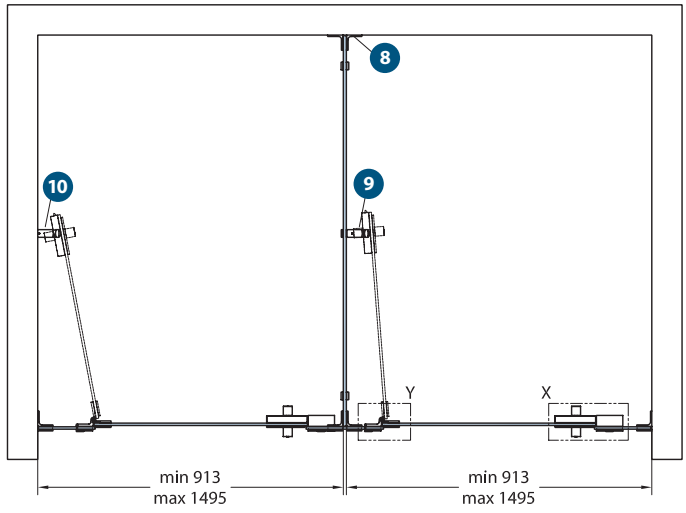

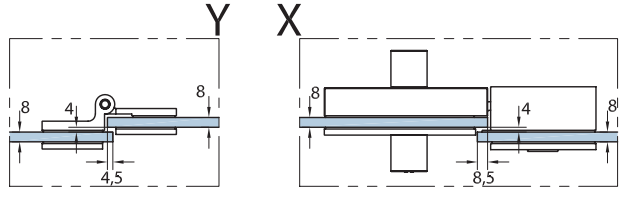

	Stück pieces	Art.-Nr. art.no.
1	1	09410
2	4	09430
3	2	09403
4	4	06480
5	2	09391
6	2	09385
7	6	09404
8	2	09401
9	1	09405
10	1	09406

Alle Angaben in mm! // All details in mm!

→ Fertigungstechnische Toleranzen und Änderungen sind uns vorbehalten. // We explicitly reserve the right to production of tolerances and changes in our products.
→ Alle Angaben ohne Gewähr. // All information without guarantee. Version 01.01.2010

Beschlagset // fitting set 93014

3-Kabinen-Anlage Wand / Wand links
3-Cabin-Arrangement wall / wall left

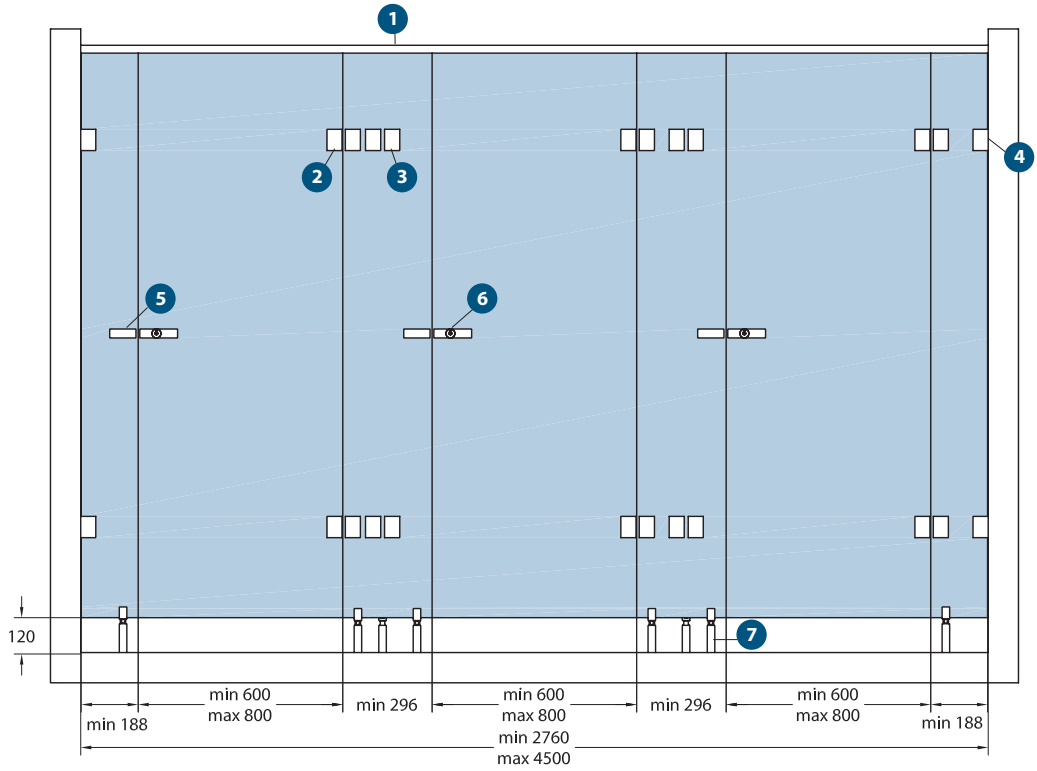

	Stück pieces	Art.-Nr. art.no.
1	1	09410
2	6	09430
3	4	09403
4	4	06480
5	3	09391
6	3	09384
7	10	09404
8	4	09401
9	2	09405
10	1	09406

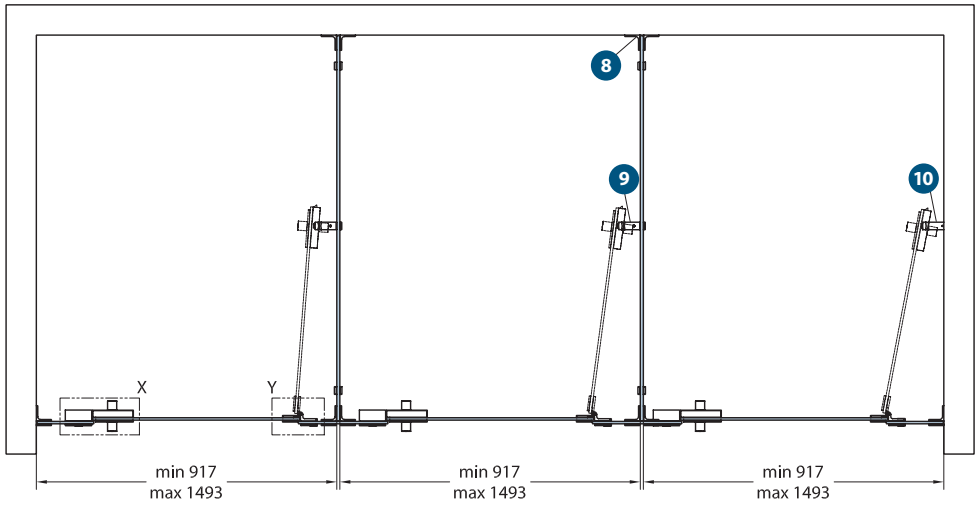

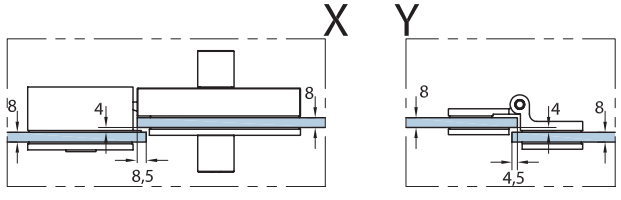

Alle Angaben in mm! // All details in mm!

→ Fertigungstechnische Toleranzen und Änderungen sind uns vorbehalten. // We explicitly reserve the right to production of tolerances and changes in our products.
→ Alle Angaben ohne Gewähr. // All information without guarantee. Version 01.01.2010

Beschlagset // fitting set 93015

3-Kabinen-Anlage Wand / Wand rechts
3-Cabin-Arrangement wall / wall right

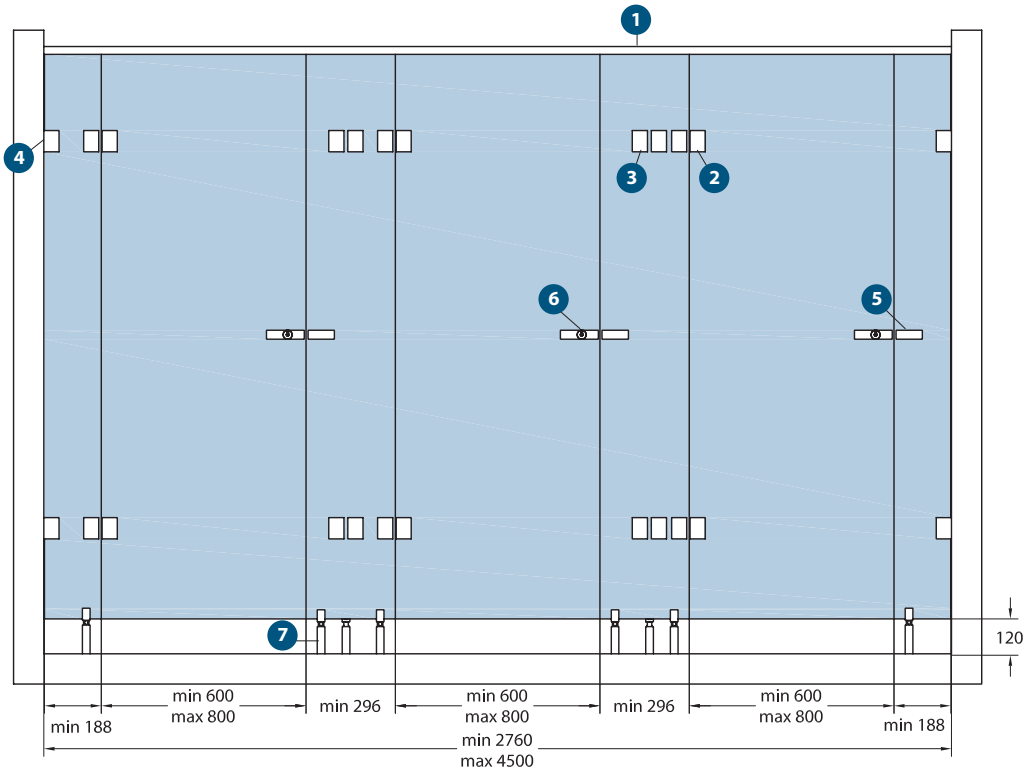

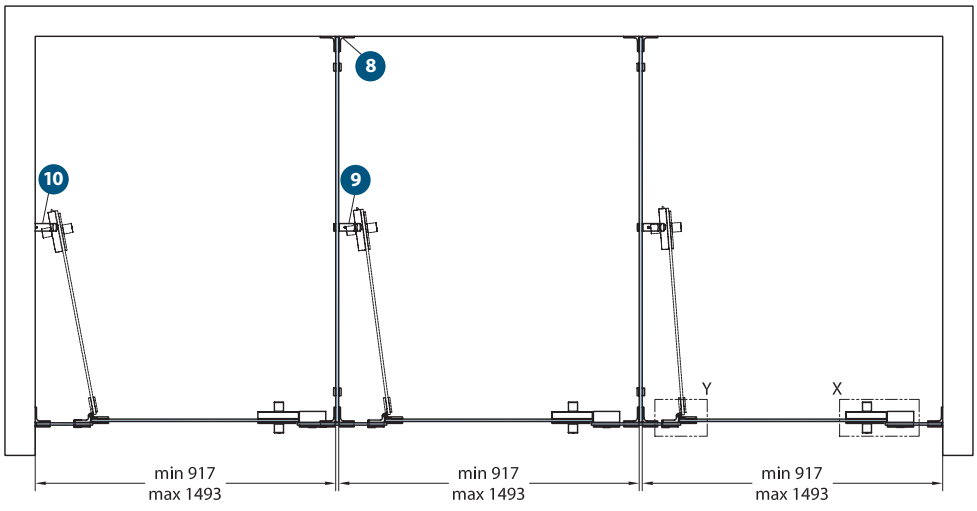

	Stück pieces	Art.-Nr. art.no.
1	1	09410
2	6	09430
3	4	09403
4	4	06480
5	3	09391
6	3	09385
7	10	09404
8	4	09401
9	2	09405
10	1	09406

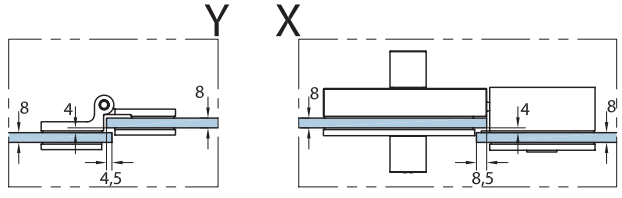

Alle Angaben in mm! // All details in mm!

→ Fertigungstechnische Toleranzen und Änderungen sind uns vorbehalten. // We explicitly reserve the right to production of tolerances and changes in our products.
→ Alle Angaben ohne Gewähr. // All information without guarantee. Version 01.01.2010

Allgemeine Informationen // general information

Basismaterial: rostfreier Edelstahl V2A
Base material: stainless steel

Basismaterial: rostfreier Edelstahl V4A
Base material: stainless steel

Basismaterial: Messing
base material: brass

Basismaterial: Aluminium
Base material: aluminum

Basismaterial: Magnesium
Base material: magnesium

Basismaterial: Kunststoff
Base material: plastic

Beschlag bei normaler Handhabung wartungsfrei
Maintenance-free fitting by normal handling

Beschlag mit exzentrischer Höhenverstellbarkeit
Hinge with excentrical height adjustability

Beschlag mit horizontaler und vertikaler Verstellbarkeit
Hinge with horizontal and verticaly adjustability

Beschlag mit vertikaler Verstellbarkeit
Hinge with verticaly adjustability

Beschlag mit horizontaler Verstellbarkeit
Hinge with horizontal adjustability

Beschlag mit patentierter stufenloser Nullpunkt-Verstellung
Hinge with patented continuously adjustable 0-position

Beschlag mit flächenbündiger Verschraubung auf der Rückseite // Hinge with screw connection flush to the surface on the back

Türband mit Hebe-Senk-Technik
Door hinge with lifting mechanism

Duschtürband für durchlaufendes Dichtprofil (Bypass-System) //
Shower door hinge for continuous seal (By-pass System)

Beschlag mit Klebetechnik: entwickelt in Zusammenarbeit mit der Technischen Universität Dresden // Hinge with technology of adhesion: developed in cooperation with the Technischen Universität Dresden

Allgemeine bauaufsichtliche Zulassung durch DIBt
Approved by the building authorities of DIBt

„Geprüfte Sicherheit" durch den TÜV Rheinland in Kombination mit der ID-Nummer // Security tested by the german TÜV Rheinland in combination with the ID-number

„Bauart geprüft" durch den TÜV Rheinland in Kombination mit der ID-Nummer //„Type approved" by the german TÜV Rheinland in combination with the ID-number

Konformität mit den und Einhaltung der EU-Richtlinien
Conformity with and adherence to the EU-directives

Hinweise // notes:

T gilt nur für Türe // apply only to door

S gilt nur für Seitenteil // apply only to side panel

Lieferung // delivery

● standardmäßig lieferbar
standard available

⊖ für Lieferung sind Angaben des Kunden erforderlich
delivery details by the client are necessary

○ für Lieferung ist Rücksprache erforderlich
for delivery consultation is necessary

LEGENDE // LEGEND

Oberflächenbeschreibung // detailed description: surfaces/finishes

Codeziffer[1)] codenumber[1)]	Oberfläche surface/finish
01	Aluminium unbehandelt // aluminium untreated
02	Magnesium unbehandelt // magnesium untreated
10	silberfarbig eloxiert (ähnlich Oberfläche 46) // silver colour anodized (like finish 46)
16	gebeizt, silberfarbig eloxiert // stained, silver-coloured anodised
17	Alinox (Edelstahleffekt) // Alinox (stainless steel effect)
20	Zinkdruckguß unbehandelt // zinc diecasting untreated
21	Messing unbehandelt // brass untreated
23	geschliffen und poliert // grounded and polished
24	Kunststoff transparent // transparent plastics
25	Kunststoff unbehandelt // plastics untreated
27	Kunststoff weiß // white plastics
28	Kunststoff schwarz // black plastics
29	Kunststoff grau // grey plastics
31	glanzverchromt // bright chrome
34	aluminiumfarben pulverbeschichtet // powdercoated in aluminium-colour
36	glanzvernickelt // bright nickel
37	glanzvernickelt, Klarlack // bright nickel, clear varnish
38	glanzvernickelt, gebürstet // bright nickel brushed
39	VA-Finish hochglanz, mit Klarlack (für Außenbereich) // bright nickel, clear varnish (outdoors)
40	Stahl unbehandelt // steel untreated
41	Stahl verzinkt // steel zinc-plated
45	roh, mattverchromt // raw, satin chrome
46	mattverchromt // satin chrome
47	geschliffen, mattverchromt (Edelstahleffekt) // grounded, satin chrome (stainless steel effect)
51	mattvernickelt // satin nickel
53	VA-Finish matt, mit Klarlack // brushed stainless steel finish, clear varnish
55	KL®Edelstahloptik // KL®stainless steel finish
61	vergoldet // gold-plated
62	Edelmessing // fine brass
72	silberfarbig pulverbeschichtet // silver powdercoated
73	goldfarbig pulverbeschichtet // golden powdercoated
80	RAL 8019 braun pulverbeschichtet // RAL 8019 brown powdercoated
81	RAL 9005 schwarz pulverbeschichtet // RAL 9005 black powdercoated
82	RAL 9010 weiß pulverbeschichtet // RAL 9010 white powdercoated
83	RAL 9016 verkehrsweiß pulverbeschichtet // RAL 9016 white powdercoated
85	RAL Sonderfarben // RAL custom colors
90	poliert // polished
91	matt gebürstet // brushed
93	Edelstahl unbehandelt // stainless steel untreated
94	PVD beschichtet (ähnlich Messing poliert) // PVD coated (like brass polished)
97	Edelstahl drehblank // stainless steel fine turned

[1)] *Wichtig: Die Codeziffer ist Bestandteil der Bestell-Nr.! // Attention: the surface/finish no. is part of the order no.!*

Hinweis: Auf Wunsch fertigen wir für Sie vielfältige Sonderlösungen. Fragen Sie bei uns an!
Advice: On demand we can design diverse special solutions. Call us!

Allgemeine Hinweise // general information

Anwendungsbereich unserer Produkte
application range of our products

Für die Anwendung im Bereich Schwimmbad, Sauna, Salzwasser und hochfrequentierter Bereich bitten wir um Rücksprache.

For application in swimming pool, sauna or salt-water areas, as well as in high frequented areas, consultation is necessary.

Maßstab // actual size

Maßstab ist nicht 1 : 1 // actual size is not 1 : 1

Befestigungsmaterialien // material for mounting

Die statisch notwendigen Befestigungsmaterialien für die Montage der Beschläge an den tragenden Baukörper müssen vom Verarbeiter bestimmt werden.
Befestigungsschrauben für die Wandbefestigung werden grundsätzlich nur auf Wunsch und gegen zusätzliche Berechnung mitgeliefert.
Die Verwendbarkeit der Schrauben muss grundsätzlich vom Verarbeiter geprüft werden. Wir übernehmen ausdrücklich hierfür keine Haftung. Die Montage sollte nur von einem Fachmann durchgeführt werden.

The statically necessary mounting materials for the mounting of the fittings on the load-bearing structure must be determined by the persons responsible for the mounting.
Fastening screws for attachment to the wall will as a rule only be delivered upon request and at extra cost.
The suitability of the screws is to be determined by the persons responsible for the mounting. We expressly disclaim liability therefore. The mounting should only be carried out by an expert.

Konstruktion und Einbau // construction and fitting

Als Konstruktions- und Einbauvorlage für Duschtür-Systeme, nutzen Sie bitte unsere Software eDesign„Duschen nach Maß“.

For construction and fitting of shower door systems make use of our software eDesign „Duschen nach Maß“.

Ihre Bestell-Nr. setzt sich wie folgt zusammen
Your order number is made up of

Art.-Nr. (5-stellig)	Codeziffer
art. no. (5-digit)	number of surface/finish
⎕⎕⎕⎕⎕	⎕⎕

KL-megla GmbH
Wecostraße 15
53783 Eitorf
Germany

Phone + 49 (0) 22 43-9 23 00-0
Fax + 49 (0) 22 43-9 23 00-36

info@KL-megla.com
www.KL-megla.com

→ Form, Inhalt und Struktur dieses Katalogs sind urheberrechtlich geschützt.
Form, content and structure of this catalog are copyrighted.

→ Fertigungstechnische Toleranzen und Änderungen sind uns vorbehalten.
We explicitly reserve the right to production of tolerances and changes in our products.

→ Alle Angaben ohne Gewähr.
All information without guarantee.

Version 01.01.2010

Der Technik Katalog 2010 // The Technical Catalogue 2010

• Duschtür-Systeme // *Shower Door Systems*

Anschlagtür-Systeme // Single Action Door Systems

- Atlantica®
- Crossover CL
- Crossover Pur
- Icetec®
- Icetec® CL
- Quadrato
- Wellness®
- Wellness® Premium

Pendeltür-Systeme // Double Action Door Systems

- Fit
- Milano Premium
- Milano
- Milano Pur
- Romana
- d•Lux®

Schiebetür-Systeme // Sliding Door Systems

- Icetec® Flexible
- Icetec® Indoor
- Linea Light

Allgemeines Zubehör // General Accessories

- Stabilisationsstangen // Support bars
- Handtuchhalter // Towelbars
- Türgriffe // Door handles
- Dichtprofile // Seals
- Werkzeuge // Tools

• Tür-Systeme // *Door Systems*

Anschlagtür-Systeme // Single Action Door Systems

- Chalet® AT
- Icetec® Objekt
- Studio Objekt
- Chalet® Studio

Pendeltür-Systeme // Double Action Door Systems

- Chalet® PT
- Chalet® PT Office

Schiebetür-Systeme // Sliding Door Systems

- Icetec® Fit
- Icetec® Light
- Icetec® Quattro
- Icetec® Home
- Icetec® Office Indoor
- Icetec® Office
- Icetec® Office Zubehör // accessories
- Linea
- Linea Light
- Linea Soft ist als seperates Montageblatt erhältlich // Linea Soft is as a seperate mounting instruction available

Holztür-Systeme // Wood Door Systems

- Chalet® IT

Allgemeines Zubehör // General Accessories

- Türgriffe // Door Handles
- Türstopper // Door Stopper
- Werkzeuge // Door Stopper

• Klemm- und Profil-Systeme // *Clamping and Profile Systems*

- Cliptec für ESG // for tempered glass
- Cliptec für ESG-H mit AbZ // for tempered glass with national technical approval by DIBt
- Cliptec für VSG // for laminated glass
- Cliptec Magnesium // magnesium
- Glasplattenträger // shelf clamps
- Winkel-/Längsverbinder // connectors
- Profile // Profiles

KL® megla Germany

KL-megla GmbH • Wecostraße 15 • 53783 Eitorf • Germany
Fon +49 (0) 22 43 - 9 23 00 - 0
Fax +49 (0) 22 43 - 9 23 00 - 36
info@KL-megla.com www.KL-megla.com